

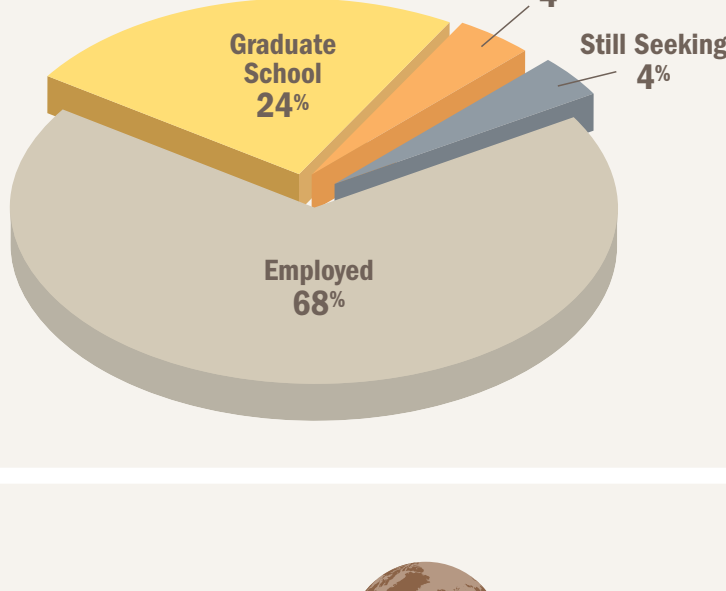
# Lehigh Launches Futures

Class of 2015 Achieves First Destination Success

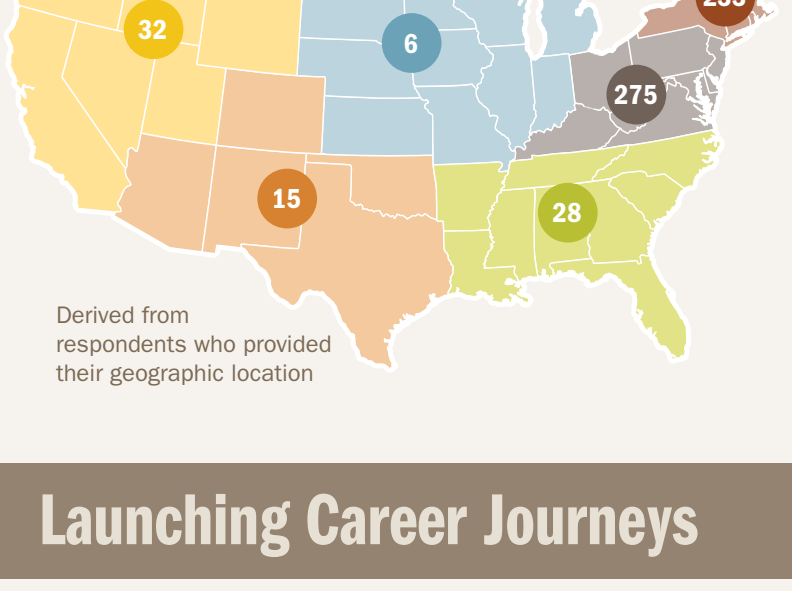
## Undergraduate Outcomes Summary

Overall, **96%** of the class of 2015 achieved career-related employment, entered graduate school, or landed other opportunities within their plan.

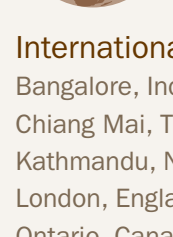
\*Graduate School\* includes Lehigh President's Scholars. Under this program, students who graduate with a GPA of 3.75 or higher may qualify to take a fifth year of classes tuition free.  
 \*Other\* includes service programs, military, and non-employment by choice.



## Employment by Region



Derived from respondents who provided their geographic location



**International Locations**  
 Bangalore, India  
 Chiang Mai, Thailand  
 Kathmandu, Nepal  
 London, England  
 Ontario, Canada  
 Seoul, South Korea  
 Shanghai, China

## Launching Career Journeys



### A Customized Approach

During 2014-2015, The Center for Career & Professional Development (CCPD) staff launched a career development model that emphasizes strategic career planning and goal setting with students. To best create an individual career action plan, we encourage students to begin working with our team as early as their first year at Lehigh through graduation (and beyond).

## Campus Communities

Students benefit from the strong partnerships our career coaches have with campus communities and special populations including academic departments, the Office of Student Affairs, and the Office of Graduate Student Life. These connections strengthen opportunities for students in all majors and interest areas such as pre-health and pre-law.

**11,108** interactions facilitated by CCPD:  
**4,340** attended **177** workshops and events  
**3,638** scheduled career coaching sessions  
**3,130** interviewed with employers on campus

Connected **154** employers to **1,646** students during Fall Career Fair

Posted **2,905** full-time positions and **977** co-ops and internships

Linked **4,163** students to online job/internship board

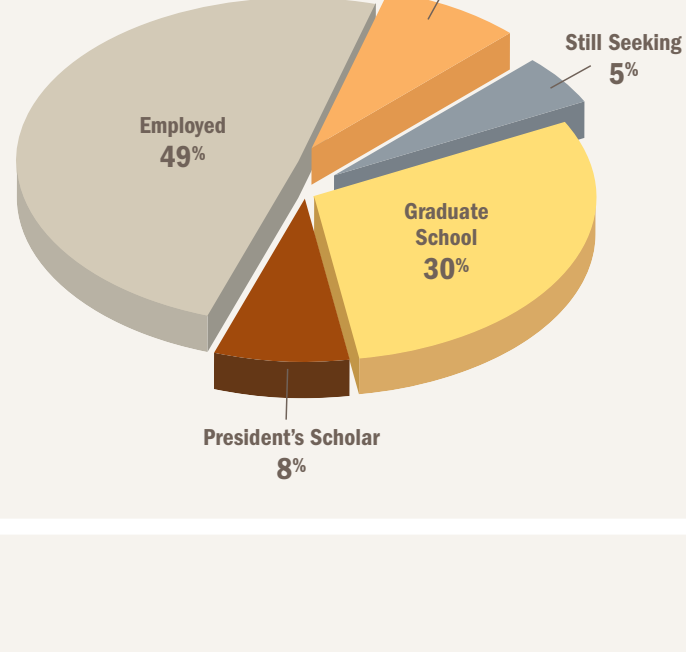
### Career Connections

Lehigh University students and graduates are in demand. The CCPD team continually builds relationships with employers to maximize co-ops and internship opportunities, job postings, on-campus interviews, networking contacts, and more.

## College of Arts and Sciences

### Undergraduate Outcomes

**95%** of the College of Arts & Sciences class of 2015 achieved career-related employment, entered graduate school, or landed other opportunities within their plan.



### Starting Salaries

Major	Average Starting Salary	Major	Average Starting Salary
Arts & Humanities	\$48,200	Social Sciences	\$39,754
Interdisciplinary Programs	\$49,986	Integrated Program	
Math & Natural Sciences	\$48,571	Integrated Degree in Engineering, Arts & Sciences (IDEAS)	\$59,944

### Top Employers

- AmeriCorps
- Bain & Company
- Bloomingdale's
- Children's Hospital of Philadelphia
- DuPont
- Ernst & Young, LLP
- Fulbright
- JPMorgan Chase & Co.
- National Institutes of Health
- Ogilvy Public Relations Worldwide
- Rodale Press, Inc.
- SAP
- Teach for America
- The Vanguard Group
- Thomson Reuters

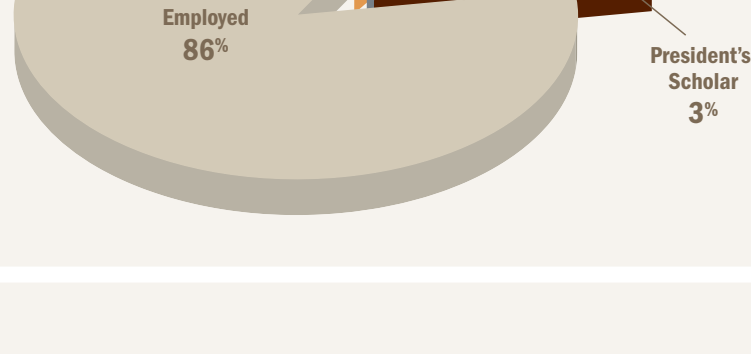
### Top Industries



## College of Business and Economics

### Undergraduate Outcomes

**97%** of the College of Business and Economics class of 2015 achieved career-related employment, entered graduate school, or landed other opportunities within their plan.



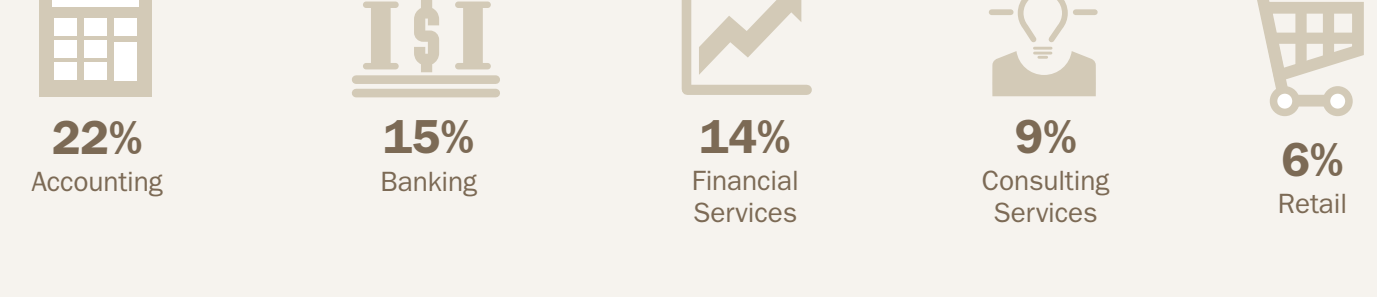
### Starting Salaries

Major	Average Starting Salary	Major	Average Starting Salary
Accounting	\$58,921	Marketing	\$53,174
Business Information Systems	\$63,625	Supply Chain Management	\$58,340
Economics	\$52,500	Integrated Programs	
Finance	\$63,244	Computer Science & Business	\$66,150
Management	\$46,666	Integrated Business & Engineering	\$73,025

### Top Employers

- Amazon
- Bank of America Merrill Lynch
- Bloomberg, L.P.
- CitiGroup
- Deloitte Consulting LLP
- Ernst & Young, LLP
- IBM
- JPMorgan Chase
- KPMG, LLP
- Rutgers Robert Wood Johnson Medical School
- St. John's University School of Law
- Stanford University
- Temple University
- Temple University School of Medicine
- Thomas Jefferson University
- Tufts University
- Tulane University
- PricewaterhouseCoopers LLP
- Prudential
- Ross Stores, Inc.

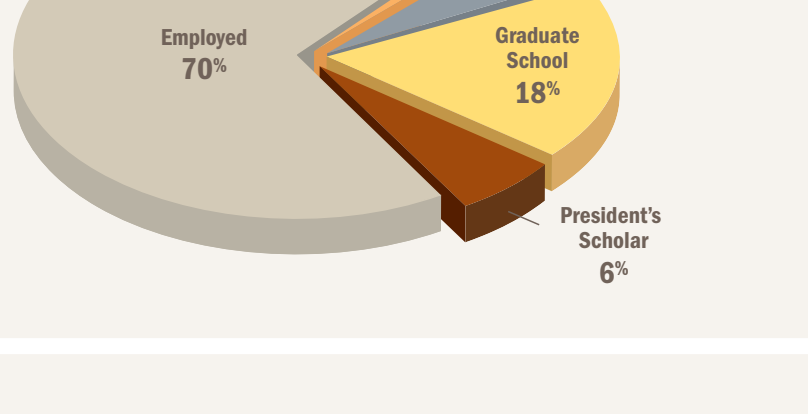
### Top Industries



## P.C. Rossin College of Engineering and Applied Science

### Undergraduate Outcomes

**95%** of the P.C. Rossin College of Engineering and Applied Sciences class of 2015 achieved career-related employment, entered graduate school, or landed other opportunities within their plan.



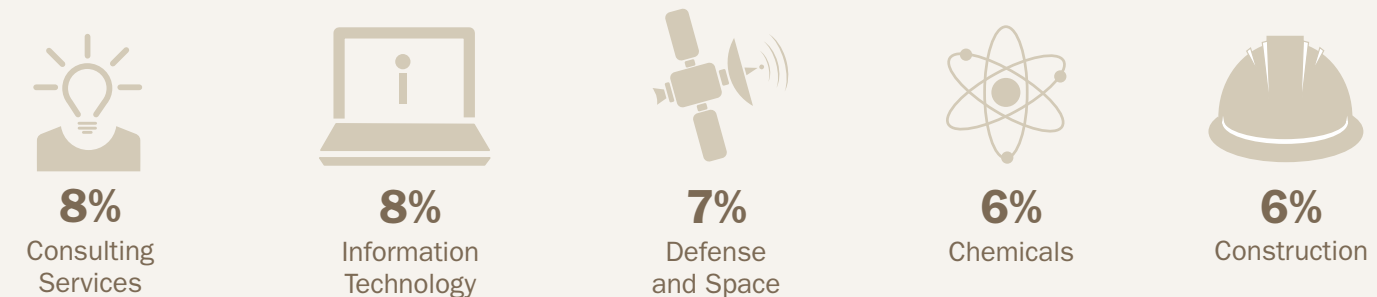
### Starting Salaries

Major	Average Starting Salary	Major	Average Starting Salary
Bioengineering	\$60,500	Materials Science & Engineering	\$72,750
Chemical Engineering	\$72,115	Mechanical Engineering	\$65,938
Civil/Environmental Engineering	\$56,782	Integrated Programs	
Computer Engineering	\$67,062	Computer Science & Business	\$66,150
Computer Science	\$69,000	Integrated Business & Engineering	\$73,025
Electrical Engineering	\$60,142	Integrated Degree in Engineering, Arts & Sciences (IDEAS)	\$59,944
Industrial & Systems Engineering	\$61,333		

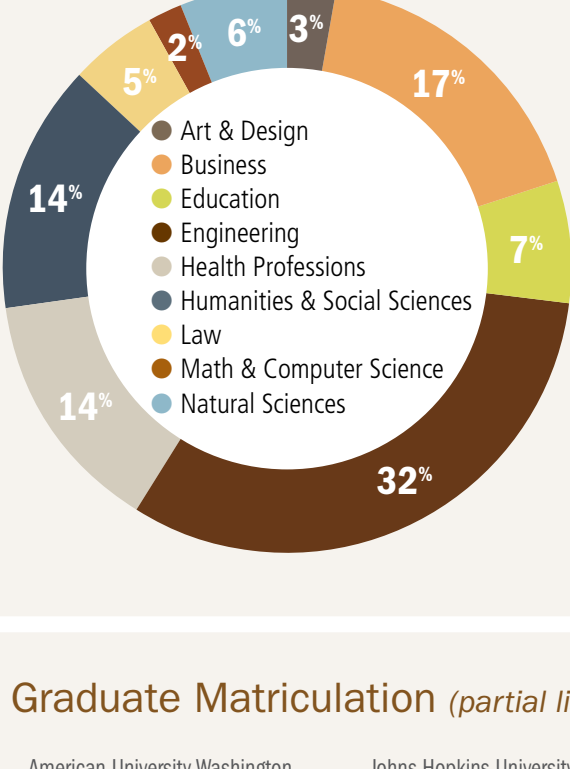
### Top Employers

- Air Products and Chemicals, Inc.
- Axtria
- Deloitte Consulting LLP
- Ernst & Young, LLP
- ExxonMobil
- General Electric
- IBM
- Kiewit Construction Company
- Linde
- Lockheed Martin Corporation
- Lutron Electronics Co., Inc.
- Magnesita Refractories
- Pratt & Whitney
- PricewaterhouseCoopers LLP
- TE Connectivity

### Top Industries



## Graduate and Professional Schools and Fields of Study



**24%** of the respondents from the Lehigh Class of 2015 chose to attend graduate or professional school. This 24% also includes Lehigh President's Scholars.

In 2015, **79%** of the Lehigh candidates who applied to allopathic (M.D.) medical schools with grade point averages (GPAs) of 3.7 or better and MCAT scores of 30 or above were accepted. (3.7 GPA/30 MCAT were the national averages of students accepted into medical schools.)

Over the last three years an average of **92%** of Lehigh applicants received acceptances to law school, as compared with the three year national average of 76%.

### Graduate Matriculation (partial listing)

- American University Washington College of Law
- Boston University
- Carnegie Mellon University
- Columbia University
- Dartmouth College
- Fordham University School of Law
- George Washington University
- Georgetown University
- Georgia Institute of Technology
- Johns Hopkins University
- Massachusetts Institute of Technology
- New York University School of Medicine
- Northwestern University
- Penn State Hershey College of Medicine
- Philadelphia College of Osteopathic Medicine
- Princeton University
- Purdue University
- Rutgers Robert Wood Johnson Medical School
- St. John's University School of Law
- Stanford University
- Temple University
- Temple University School of Medicine
- Thomas Jefferson University
- Tufts University
- Tulane University
- University of Michigan Law School
- University of Notre Dame
- University of Pennsylvania School of Medicine
- University of Pennsylvania School of Veterinary Medicine
- University of Southern California
- University of Virginia
- Yale University
- Yale School of Medicine

Overall, 96% of the class of 2015 achieved career-related employment, entered graduate school, or landed other opportunities within their plan. Undergraduate student outcome data for the Lehigh University class of 2015 includes those students who received bachelor's degrees between July 1, 2014 and June 30, 2015. Of the 1,183 bachelor degree recipients, verifiable post-graduation career activities were obtained for 87% of the graduates. This data was acquired from graduates, employers, university staff members, parents, and LinkedIn profiles.