

Graduate
Next Destination
Report
Class of 2022



LEHIGH
UNIVERSITY

Graduate Education at Lehigh

Lehigh offers a wide array of both masters and doctoral programs that are housed in our five colleges—**College of Arts and Sciences, College of Business, College of Education, College of Health, and P.C. Rossin College of Engineering and Applied Science**. Our graduate programs are nationally recognized, research-based, and prepare the next generation of scholars and professionals as experts and impactful leaders in a wide range of fields. Our research institutes, centers and clinics foster abundant cross-disciplinary research and professional development opportunities for graduate students.

Lehigh is committed to preparing our graduate students for successful careers in a variety of fields. The Center for Career & Professional Development hosts a multitude of professional development events to connect graduate students with the resources they need to land their dream careers.

The Graduate Education & Life Office enhances the academic, personal and professional advancement of our graduate students by providing a range of programs, activities, events and workshops, and a community designed to support their well-being and development.

grad.lehigh.edu ◀ Graduate Education & Life Office

careercenter.lehigh.edu ◀ Center for Career & Professional Development

1,800+
graduate students

80+
graduate programs

30K+
graduate alumni

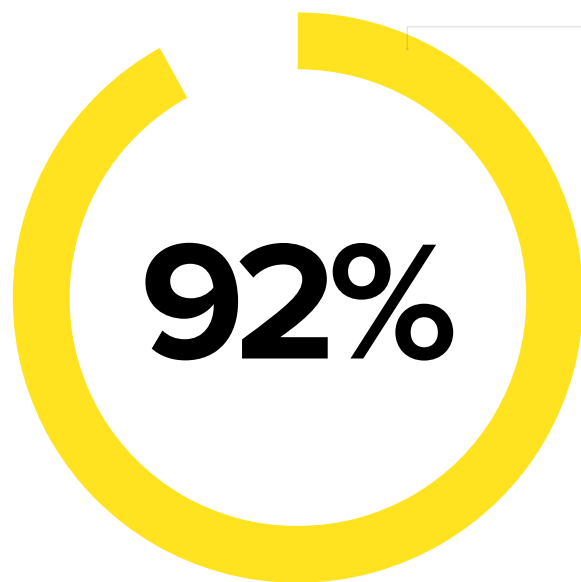
13
online programs

1882
the year Lehigh awarded
its first graduate degree

1893
the year Lehigh awarded
its first PhD degree

Graduate Outcomes Summary: Class of 2022

Of the total graduate degree recipients, verifiable data was obtained for 92%. Outcome data were collected through December 31, 2022, and include students who received graduate degrees between July 1, 2021, and June 30, 2022. The proportions in this report may not sum to 100 due to loss of precision when rounding to whole percentages.*



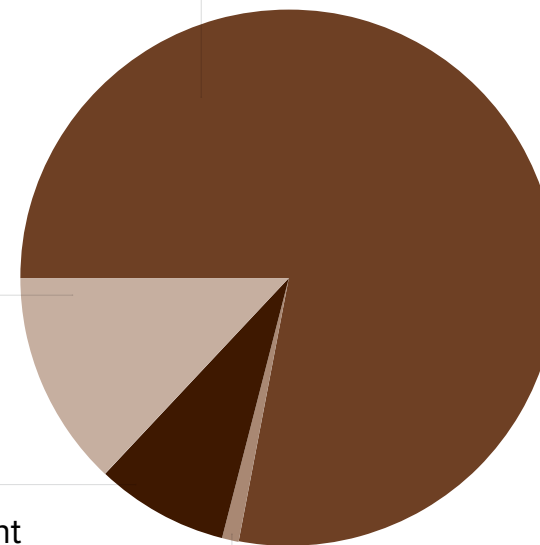
of the Class of 2022 are employed, continuing education, or pursuing military or volunteer service.

78%
Employed

13%
Continuing Education

8%
Still Seeking Employment

2%
Not Seeking Employment or
Further Education at This Time



\$87K

average
starting salary



622

total number
of graduates

506

masters graduates

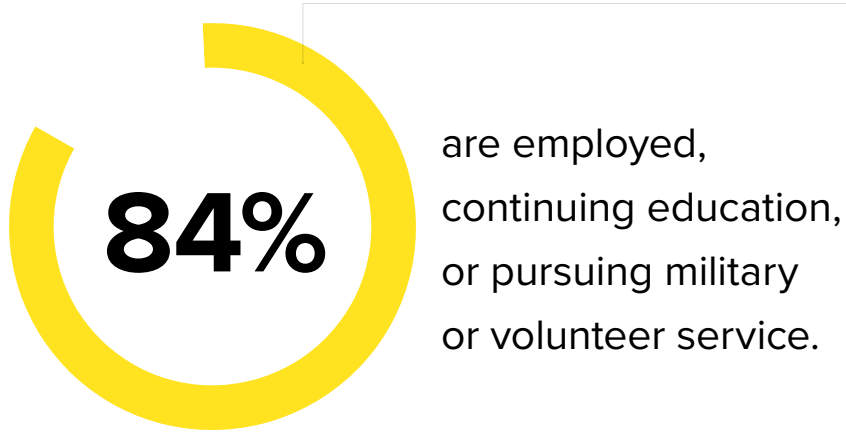
116

doctoral graduates

*The same applies to the college-level outcomes on the following pages.

College of Arts and Sciences

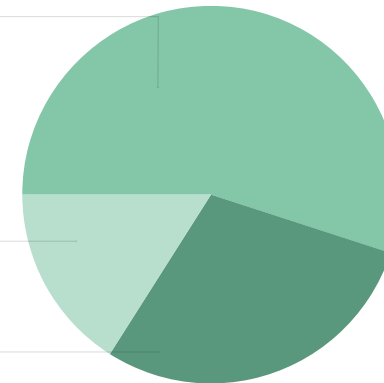
Masters Outcomes



55% Employed

29% Continuing Education

16% Still Seeking Employment



\$66K

average starting salary

Scan the QR code below or visit cas.lehigh.edu/content/graduate-programs to learn more.

Top Industries

15% Consulting

15% Technology

12% Education: K – 12

12% Government

12% Healthcare

36% Other

Includes: Nonprofit, Education: Higher Ed, Energy, Media/Entertainment, Real Estate



Top Employers

Lehigh University

Northwestern University

Olympus America

Mathnasium

Biogen

U.S. Army Corps of Engineers

Community Action Lehigh Valley

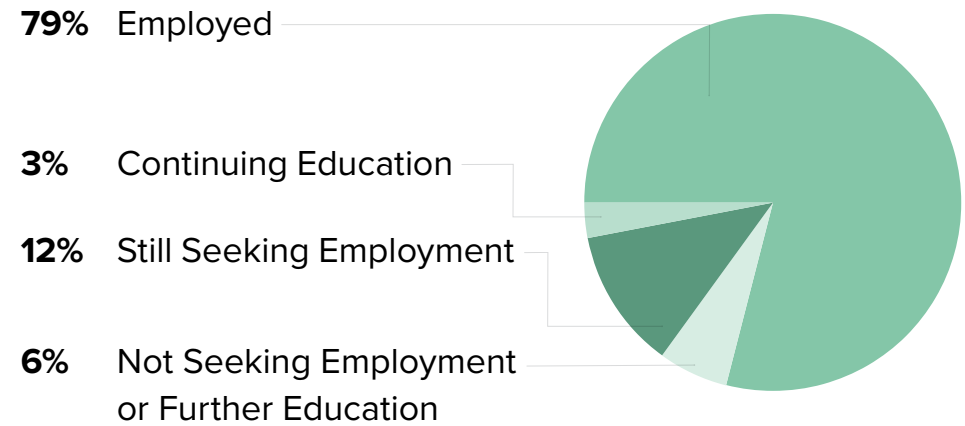
Environmental Protection Agency

Scan for this college's graduate programs ▼



College of Arts and Sciences

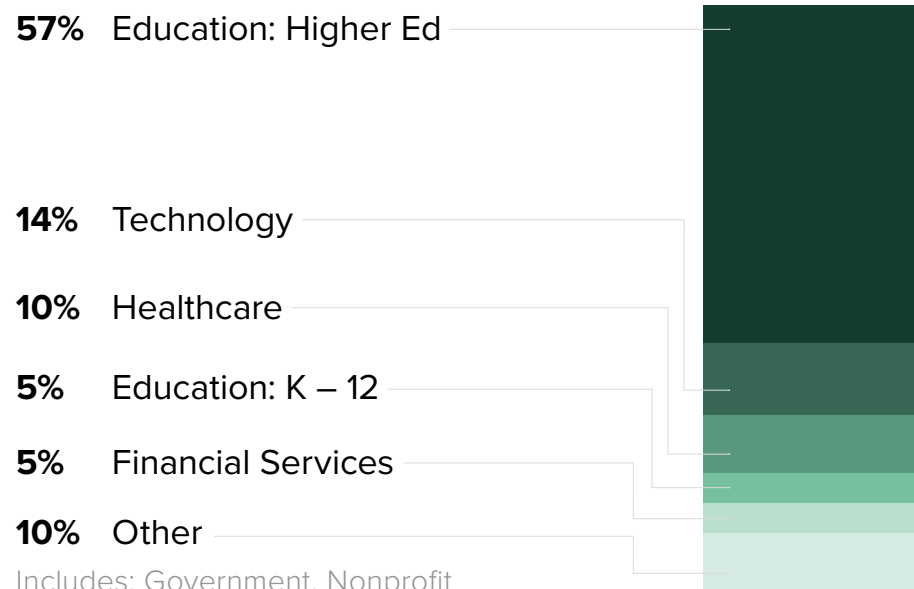
Doctoral Outcomes



\$57K
average
starting salary

Scan the QR code below or visit cas.lehigh.edu/content/graduate-programs to learn more.

Top Industries



Top Employers

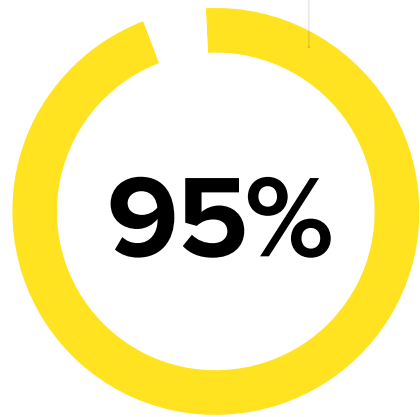
- Lehigh University
- Johns Hopkins University
- NASA
- University of Pennsylvania
- Cornell University
- Wells Fargo
- Immunome
- Geisinger Medical Center

Scan for this college's doctoral programs ▼



College of Business

Masters Outcomes



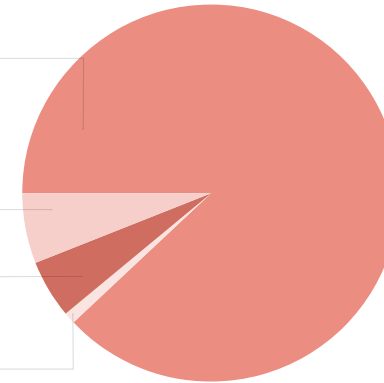
are employed, continuing education, or pursuing military or volunteer service.

88% Employed

6% Continuing Education

5% Still Seeking Employment

2% Not Seeking Employment or Further Education



\$107K

average starting salary

Scan the QR code below or visit business.lehigh.edu/graduate to learn more.

Top Industries

22% Financial Services

22% Manufacturing

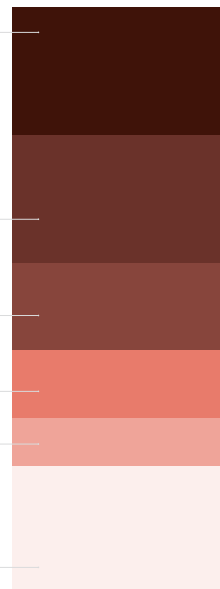
15% Healthcare

13% Consulting

8% Energy

20% Other

Includes: Technology, Consumer Packaged Goods, Retail, Real Estate, Transportation & Logistics Services



Top Employers

Deloitte

Ernst & Young

Lutron

Merck

Accenture

Amazon

B. Braun

Vanguard

Scan for this college's graduate programs ▼



College of Education

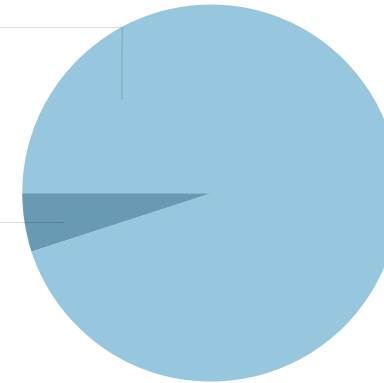
Doctoral Outcomes



are employed, continuing education, or pursuing military or volunteer service.

95% Employed

5% Still Seeking Employment



\$73K

average starting salary

Scan the QR code below or visit ed.lehigh.edu/academics/degrees/doctoral-degrees to learn more.

Top Industries


50% Education: K – 12

20% Education: Higher Ed

20% Healthcare

5% Nonprofit

5% Other



Top Employers

Bethlehem Area School District

Lehigh University

VA Boston Healthcare System

Children's Hospital of Philadelphia

Lurie Center for Autism at Massachusetts General Hospital

Colonial Intermediate Unit 20

New York University

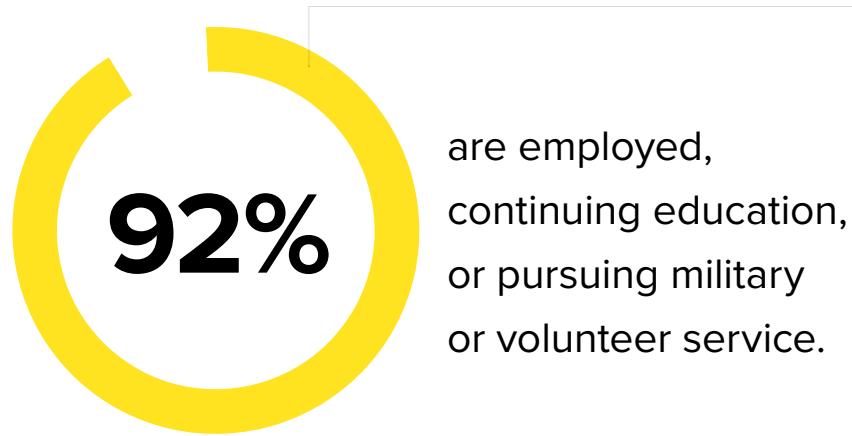
Kutztown University

Scan for this college's doctoral programs ▼

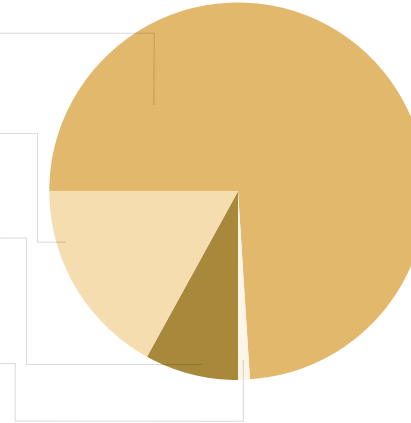


P.C. Rossin College of Engineering and Applied Science

Masters Outcomes



- 74% Employed
- 18% Continuing Education
- 8% Still Seeking Employment
- 1% Not Seeking Employment or Further Education

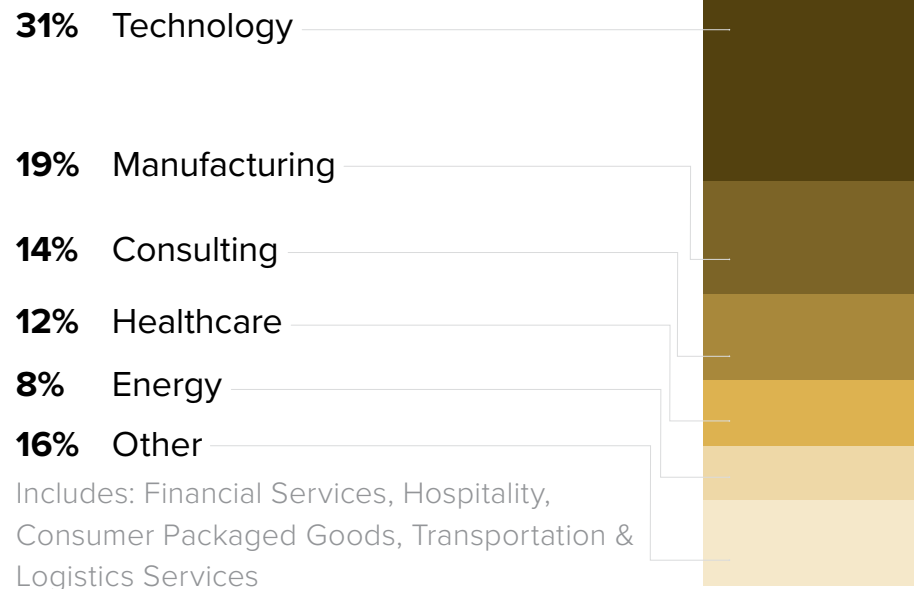


\$89K

average starting salary

Scan the QR code below, or visit engineering.lehigh.edu/academics/graduate/masters to learn more.

Top Industries



Top Employers

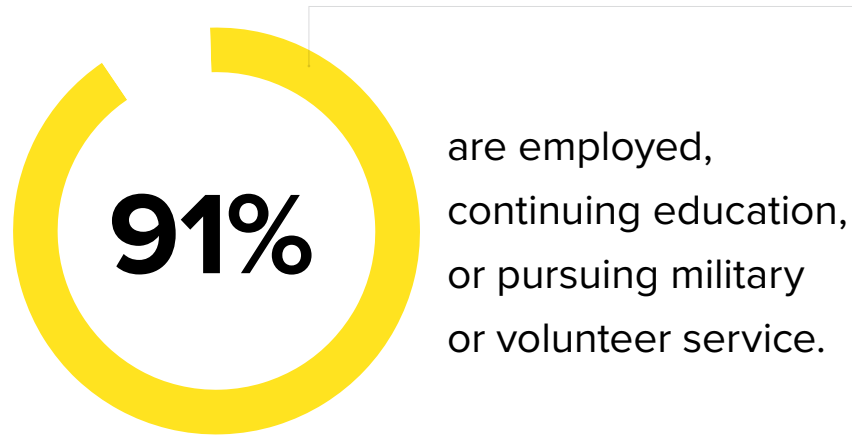
- Amazon
- Lehigh University
- Lockheed Martin
- Nestlé Health Science
- Structural Services, Inc.
- Teleflex
- Apple
- Mayo Clinic

Scan for this college's graduate programs ▼



P.C. Rossin College of Engineering and Applied Science

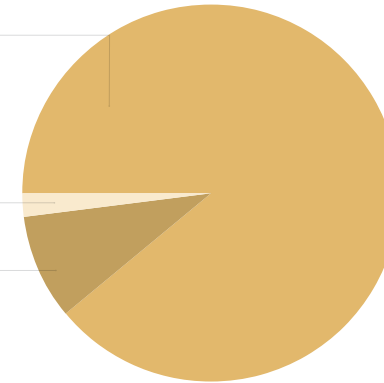
Doctoral Outcomes



89% Employed

2% Continuing Education

9% Still Seeking Employment



\$104K

average starting salary

Scan the QR code below or visit engineering.lehigh.edu/academics/graduate/phd to learn more.

Top Industries

48% Technology

16% Education: Higher Ed

9% Energy

9% Healthcare

9% Manufacturing

9% Other

Includes: Government, Consulting



Top Employers

Amazon

Cornell University

Lehigh University

Meta

Pacific Northwest National Laboratory

Google

Genentech

Princeton University

Scan for this college's doctoral programs ▼



Intercollegiate Programs

Masters in Financial Engineering



of respondents
from this program
are employed.


Top Industries

50% Financial Services

17% Consulting

17% Healthcare

17% Technology



Top Employers

Ernst & Young

Millennium Management

Mortgage Industry Advisory Corporation

SMBX Securities

Swish Analytics

Thermo Fisher Scientific



\$132K

average
starting salary

Visit business.lehigh.edu/academics/graduate/masters-programs/ms-financial-engineering

to learn more about Financial Engineering at Lehigh University.

Visit lehigh.edu/academics/interdisciplinary-studies to learn more about the other intercollegiate interdisciplinary graduate programs offered at Lehigh University.

Pursuing Further Education at the Following Universities:

Brandeis University

DeSales University

Drexel University

Drexel University College of Medicine

The George Washington University

Howard University College of Medicine

Johns Hopkins University

Lehigh University

McMaster University

Princeton University

Rutgers University

South China University of Technology

University of Houston

University of North Texas

University of Notre Dame

University of Tennessee, Knoxville

The University of Texas at Austin

University of Utah

Wake Forest University

Washington and Lee University

For any questions related to graduate next destination data collection and reporting, please contact:

**Office of Institutional
Research and Strategic
Analytics**

27 Memorial Drive W.
308 Alumni Memorial Bldg.
Bethlehem, PA 18015

610-758-5890

oir@lehigh.edu

oirsa.lehigh.edu

