

# Graduate Next Destination Report

*Class of 2023*

Visit [go.lehigh.edu/gradoutcomes](https://go.lehigh.edu/gradoutcomes) to learn more about graduate student outcomes



LEHIGH  
UNIVERSITY

# Graduate Education at Lehigh

Lehigh offers a wide array of both masters and doctoral programs that are housed in our five colleges—**College of Arts and Sciences, College of Business, College of Education, College of Health, and P.C. Rossin College of Engineering and Applied Science**. Our graduate programs are nationally recognized, are research-based, and prepare the next generation of scholars and professionals as experts and impactful leaders in a wide range of fields. Our research institutes, centers and clinics foster abundant cross-disciplinary research and professional development opportunities for graduate students.

Lehigh is committed to preparing our graduate students for successful careers in a variety of fields. The Center for Career & Professional Development hosts a multitude of professional development events to connect graduate students with the resources they need to land their dream careers.

The Graduate Education & Life Office enhances the academic, personal and professional advancement of our graduate students by providing a range of programs, activities, events and workshops, and a community designed to support their well-being and development.

[go.lehigh.edu/gradoutcomes](https://go.lehigh.edu/gradoutcomes) ◀ Graduate Student Outcomes website

[grad.lehigh.edu](https://grad.lehigh.edu) ◀ Graduate Education & Life Office

[careercenter.lehigh.edu](https://careercenter.lehigh.edu) ◀ Center for Career & Professional Development

**1,700+**  
graduate students

**80+**  
graduate programs

**30K+**  
graduate alumni

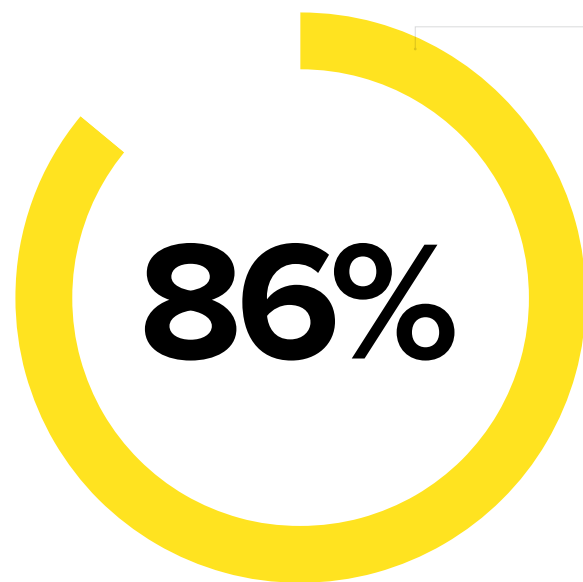
**13**  
online programs

**1882**  
the year Lehigh awarded  
its first graduate degree

**1893**  
the year Lehigh awarded  
its first PhD degree

# Graduate Outcomes Summary: Class of 2023

Of the total graduate degree recipients, verifiable data was obtained for 94%. Outcome data were collected through December 31, 2023, and include students who received graduate degrees between July 1, 2022, and June 30, 2023. The proportions in this report may not sum to 100 due to loss of precision when rounding to whole percentages.\*



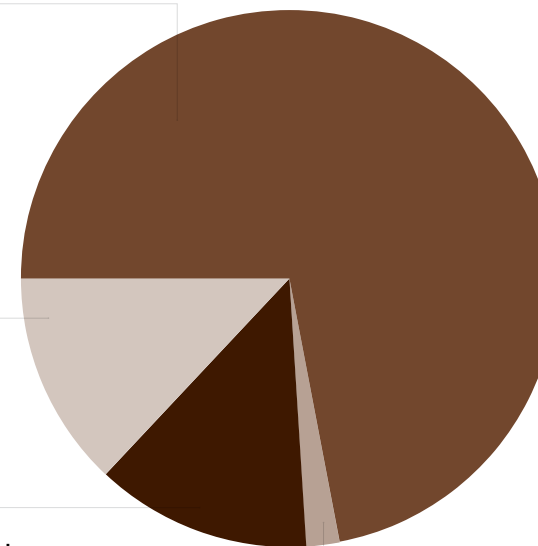
of the Class of 2023 are employed, continuing education, or pursuing military or volunteer service.

**72%**  
Employed

**13%**  
Continuing Education

**13%**  
Still Seeking Employment

**2%**  
Not Seeking Employment or Further Education at This Time



**\$94K**

average starting salary



**599**

total number of graduates

**505**

masters graduates

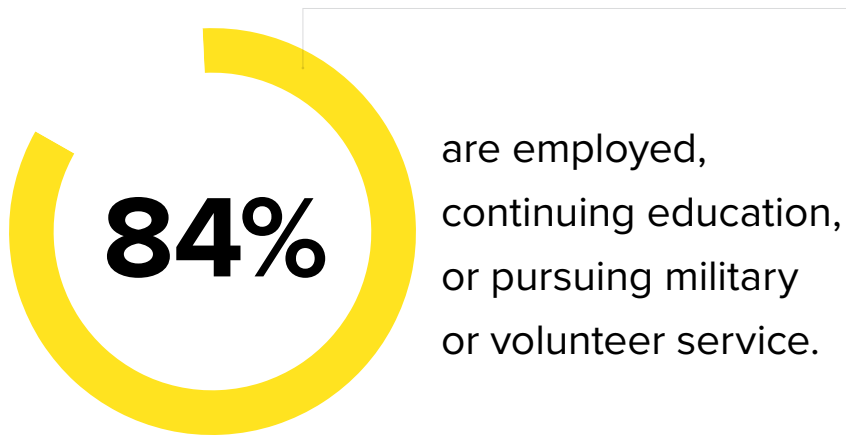
**94**

doctoral graduates

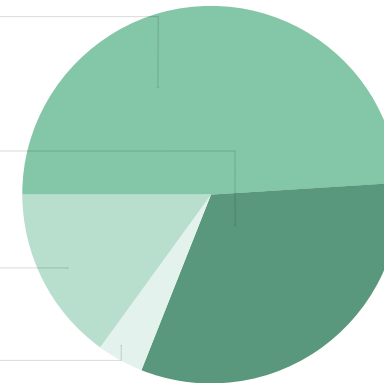
\*The same applies to the college-level outcomes on the following pages.

# College of Arts and Sciences

## Masters Outcomes



- 49% Employed
- 32% Continuing Education
- 15% Still Seeking Employment
- 4% Not Seeking Employment or Further Education

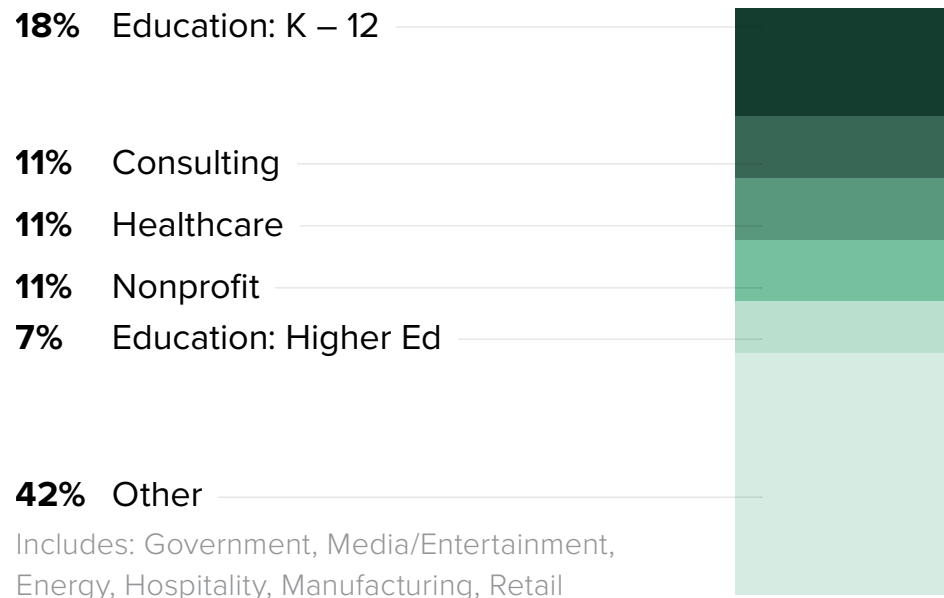


**\$61K**

average starting salary

Scan the QR code below or visit [cas.lehigh.edu/content/graduate-programs](https://cas.lehigh.edu/content/graduate-programs) to learn more.

## Top Industries



## Top Employers

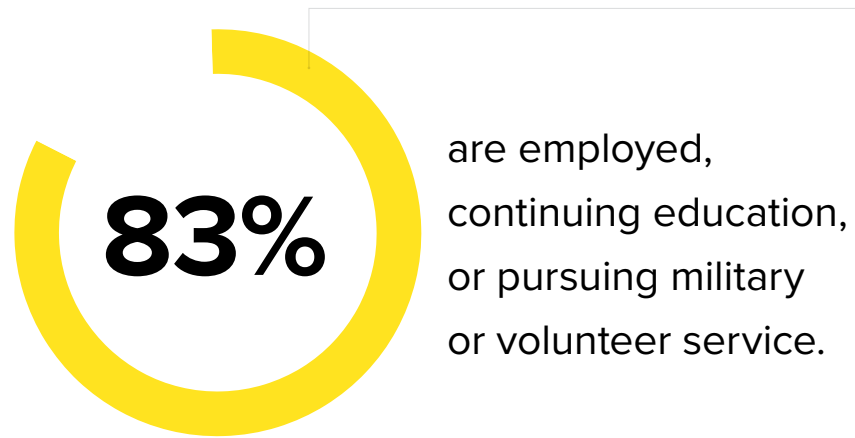
- ADP
- Bradbury-Sullivan LGBT Community Center
- Gilead Sciences
- Lehigh Valley Health Network
- Main Line Health
- PwC
- Children's Hospital of Philadelphia
- UPMC Hillman Cancer Center

Scan for this college's graduate programs ▼



# College of Arts and Sciences

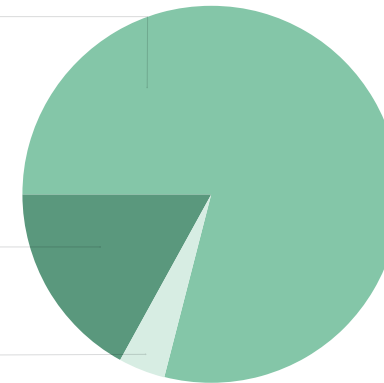
## Doctoral Outcomes



**79%** Employed

**17%** Still Seeking Employment

**4%** Not Seeking Employment or Further Education

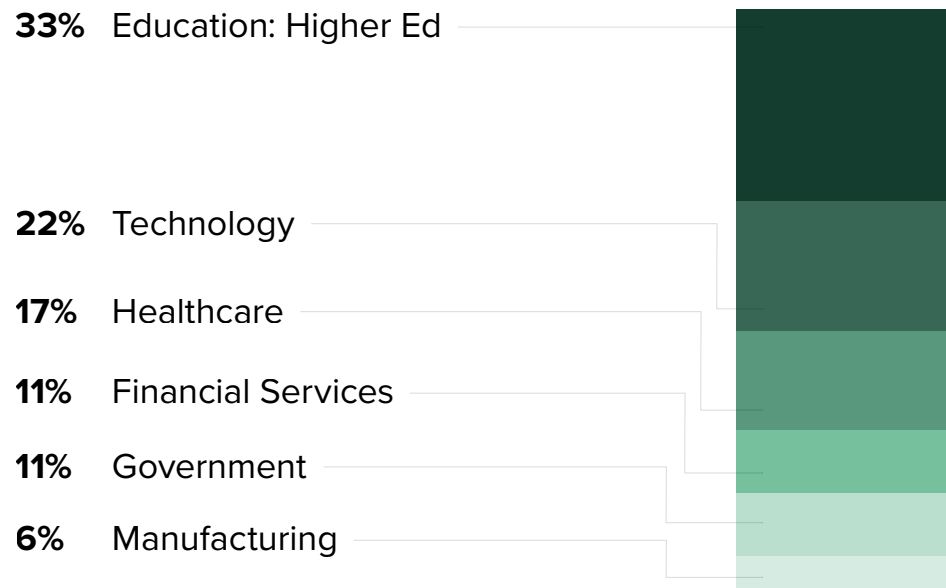


**\$88K**

average starting salary

Scan the QR code below or visit [cas.lehigh.edu/content/graduate-programs](https://cas.lehigh.edu/content/graduate-programs) to learn more.


## Top Industries



## Top Employers

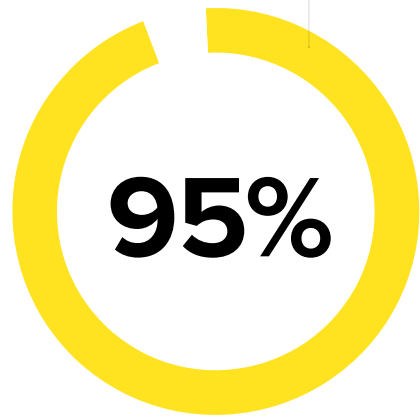
- Bates College
- Children's Hospital of Philadelphia
- Johnson & Johnson
- Los Alamos National Laboratory
- Mayo Clinic
- Massachusetts Institute of Technology
- Purdue University
- Centers for Disease Control and Prevention

Scan for this college's doctoral programs ▼



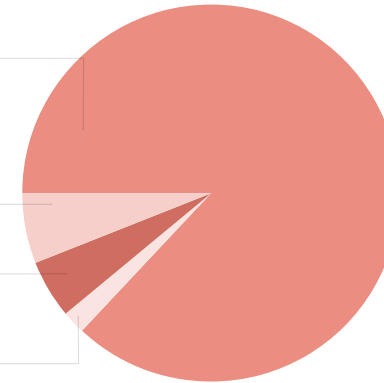
# College of Business

## Masters Outcomes



are employed, continuing education, or pursuing military or volunteer service.

- 87% Employed
- 6% Continuing Education
- 5% Still Seeking Employment
- 2% Not Seeking Employment or Further Education

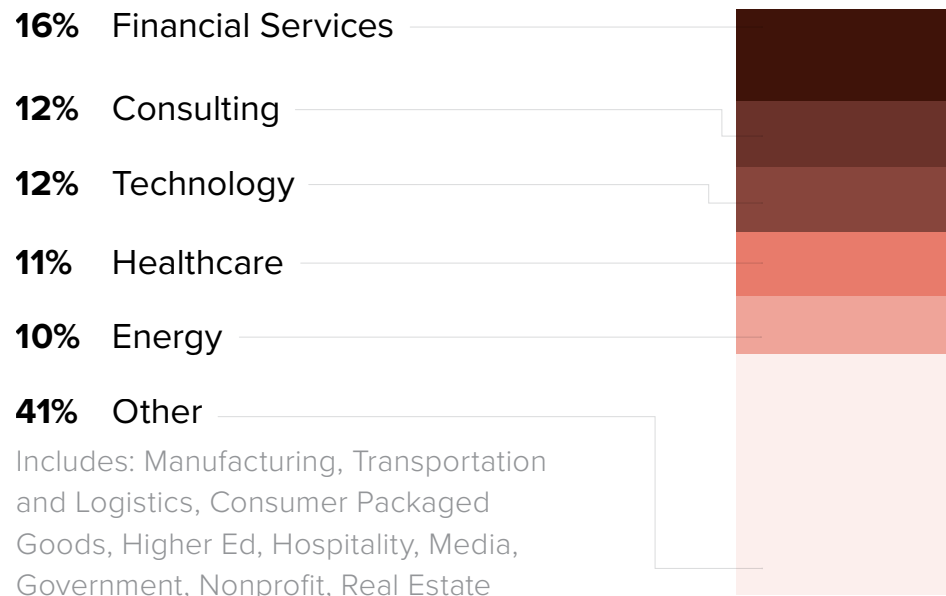


### \$129K

average starting salary

Scan the QR code below or visit [business.lehigh.edu/graduate](https://business.lehigh.edu/graduate) to learn more.

### Top Industries



### Top Employers

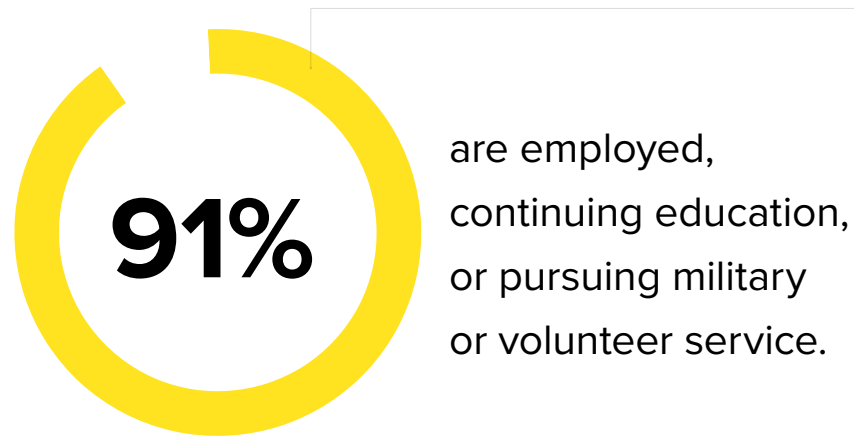
Employer	Employer
Axtria	FEATURED EMPLOYERS
PPL Electric	Amazon
Lutron	Charles Schwab
AlphaSights	Hershey
Comcast	NBA
EY	Pfizer
Johnson & Johnson	United Nations
Merck	Verizon

Scan for this college's graduate programs ▼



# College of Education

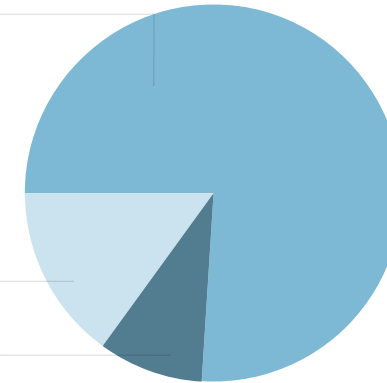
## Masters Outcomes



76% Employed

15% Continuing Education

9% Still Seeking Employment



**\$64K**

average starting salary

Scan the QR code below or visit [ed.lehigh.edu/academics/degrees/masters-degrees](https://ed.lehigh.edu/academics/degrees/masters-degrees) to learn more.

## Top Industries

79% Education: K – 12

6% Education: Higher Ed

6% Healthcare

1% Consulting

1% Technology

7% Other

Includes: Manufacturing, Media/Entertainment



## Top Employers

Allentown School District

Bethlehem Area School District

Lehigh University

North Penn School District

Southern Lehigh School District

ABA Support Services

Devereux Advanced Behavioral Health

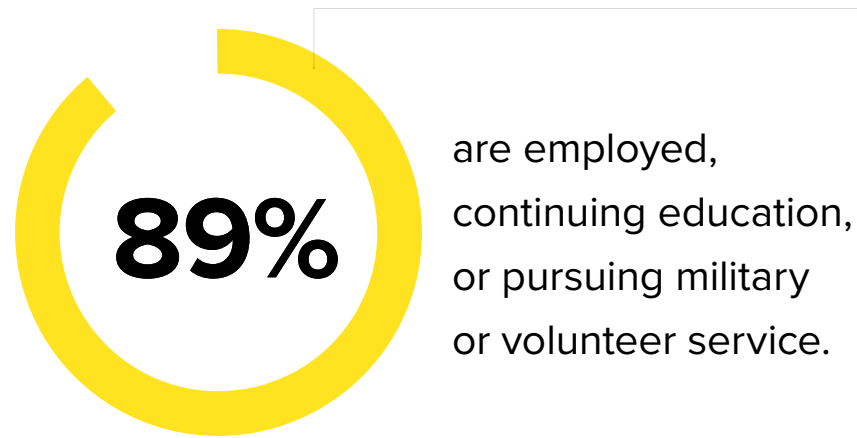
School District of Philadelphia

Scan for this college's graduate programs ▼



# College of Education

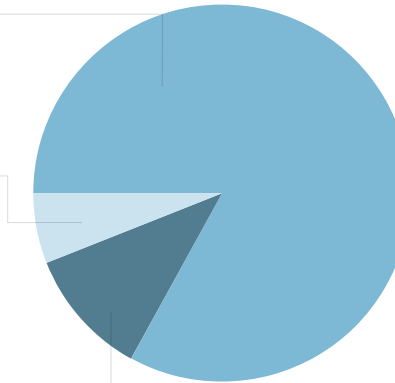
## Doctoral Outcomes



**83%** Employed

**6%** Pursuing Further Education

**11%** Still Seeking Employment



**\$75K**

average starting salary

Scan the QR code below or visit [ed.lehigh.edu/academics/degrees/doctoral-degrees](https://ed.lehigh.edu/academics/degrees/doctoral-degrees) to learn more.


## Top Industries

**43%** Education: K – 12

**36%** Healthcare

**14%** Education: Higher Ed

**7%** Consulting



## Top Employers

Bethlehem Area School District

Alliance Psychology Associates

Center for Cognitive Behavioral Therapy

Mission for Educating Children with Autism

Princeton University Counseling Services

Resonance Educational Consulting

Seoul International School

University of Texas at Austin

Scan for this college's doctoral programs ▼



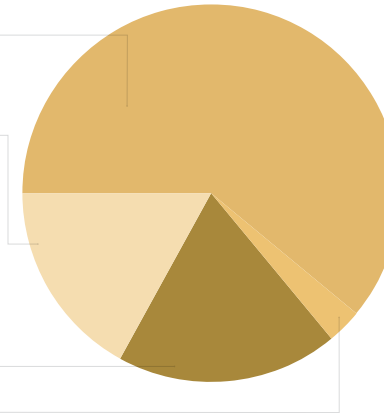


# P.C. Rossin College of Engineering and Applied Science

## Masters Outcomes



- 61% Employed
- 17% Continuing Education
- 19% Still Seeking Employment
- 3% Not Seeking Employment or Further Education



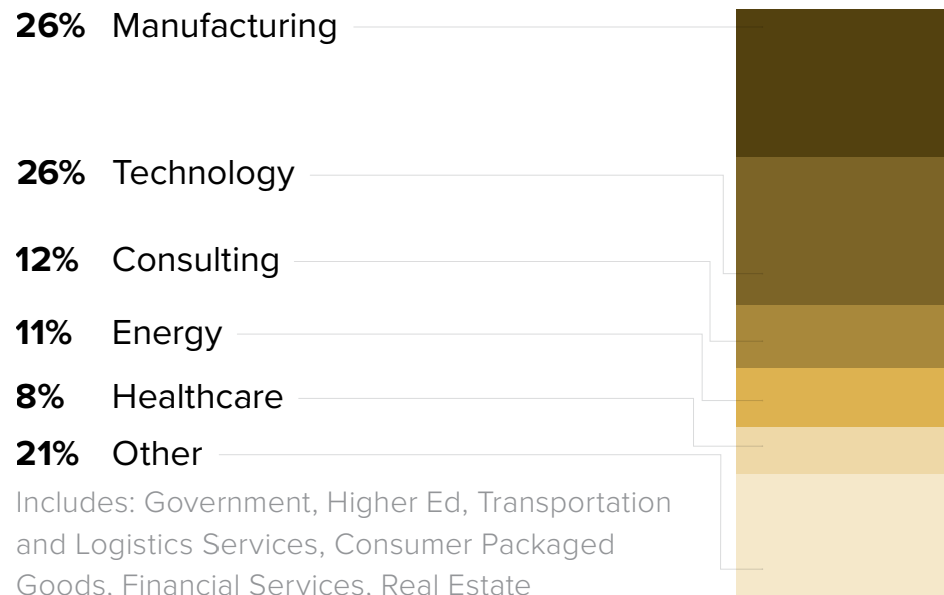
**\$85K**

average starting salary

Scan the QR code below or visit

[engineering.lehigh.edu/academics/graduate/masters](https://engineering.lehigh.edu/academics/graduate/masters) to learn more.

## Top Industries



## Top Employers

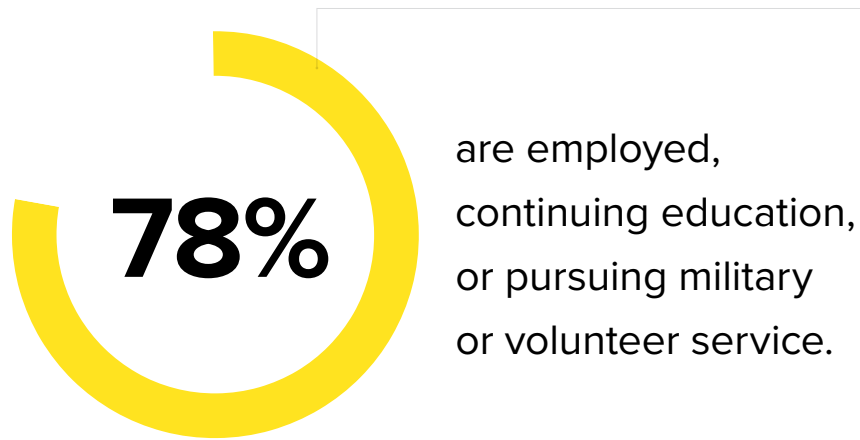
- 3M
- Axtria
- Merck
- Thornton Tomasetti
- Lehigh University
- Lockheed Martin
- National Grid
- Penn Engineering and Manufacturing (PEM)

Scan for this college's graduate programs ▼



# P.C. Rossin College of Engineering and Applied Science

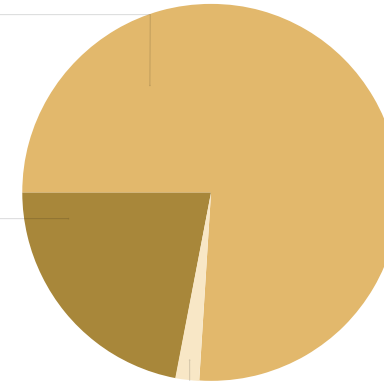
## Doctoral Outcomes



76% Employed

22% Still Seeking Employment

2% Not Seeking Employment or Further Education



**\$94K**

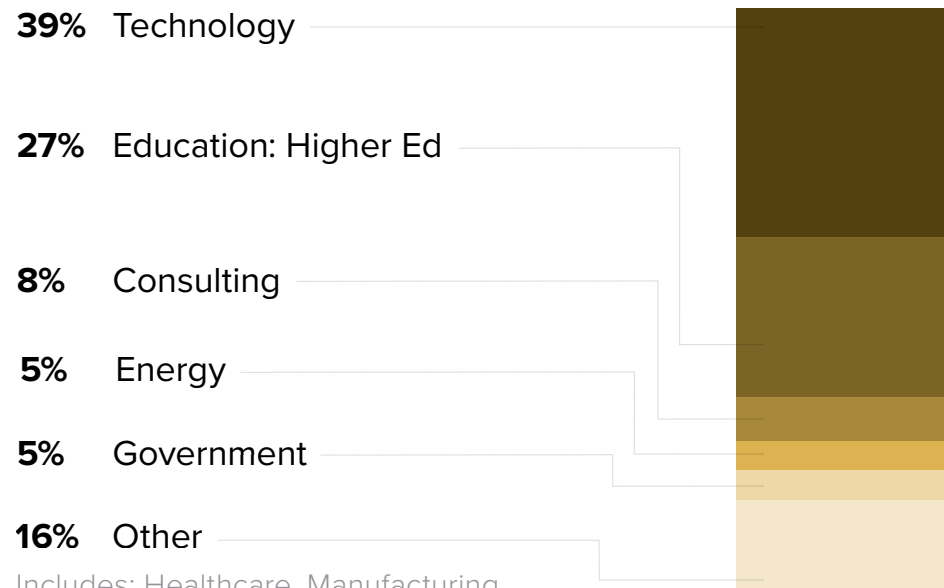
average starting salary

Scan the QR code below or visit

[engineering.lehigh.edu/academics/graduate/phd](https://engineering.lehigh.edu/academics/graduate/phd)

to learn more.

## Top Industries



Includes: Healthcare, Manufacturing, Financial Services, Nonprofit

## Top Employers

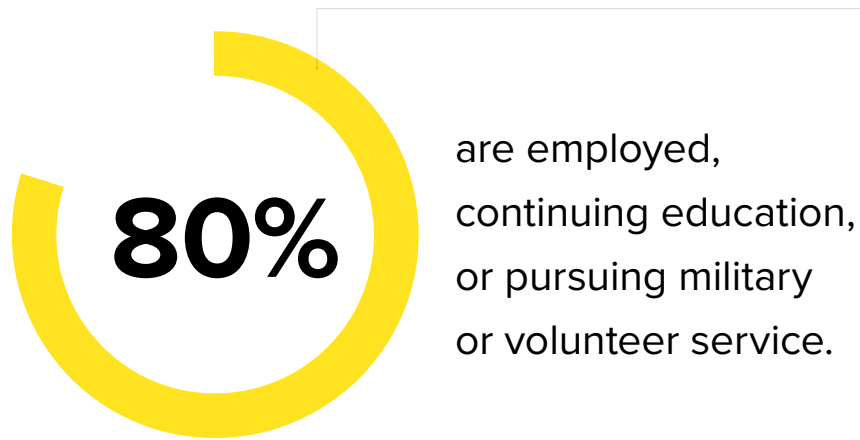
Lehigh University	Meta
General Electric	Nokia Bell Labs
Air Products	Northrop Grumman
Amazon	Qualcomm
Eversource Energy	Tesla
Google	University of Pennsylvania
Harvard Medical School	University of Washington
Intel	VMware

Scan for this college's doctoral programs ▼



# Intercollegiate Programs

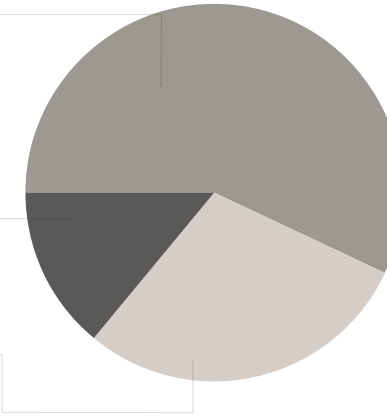
## Masters in Financial Engineering



**57%** Employed

**14%** Still Seeking Employment

**29%** Not Seeking Employment or Further Education



**\$93K**

average starting salary

Visit [business.lehigh.edu/academics/graduate/masters-programs/ms-financial-engineering](https://business.lehigh.edu/academics/graduate/masters-programs/ms-financial-engineering) to learn more about Financial Engineering at Lehigh University.


Visit [lehigh.edu/academics/interdisciplinary-studies](https://lehigh.edu/academics/interdisciplinary-studies) to learn more about the other intercollegiate interdisciplinary graduate programs offered at Lehigh University.

### Top Industries

**50%** Financial Services

**25%** Consulting

**25%** Technology



### Top Employers

Axtria

Asgard Capital

Quantify Chaos

Data relates to seven students who composed this graduating class.

# Pursuing Further Education at the Following Universities:

Arizona State University

---

Brown University

---

College of William and Mary

---

Cornell Law

---

Drexel College of Medicine

---

Emory University

---

Johns Hopkins University

---

Lehigh University

---

Massachusetts Institute of Technology

---

Penn State University

---

Temple University

---

Texas A&M University

---

University of California, Riverside

---

University of Delaware

---

University of Illinois

---

The University of Manchester

---

University of Massachusetts Amherst

---

University of Massachusetts Boston

---

Western Michigan University

---

Worcester Polytechnic Institute

---



For any questions related to graduate next destination data collection and reporting, please contact:

**Office of Institutional Research and Strategic Analytics**

27 Memorial Drive W.  
308 Alumni Memorial Bldg.  
Bethlehem, PA 18015

610-758-5890

[oir@lehigh.edu](mailto:oir@lehigh.edu)

[oirsa.lehigh.edu](https://oirsa.lehigh.edu)

Scan for more details about graduate student outcomes ▼

