



# First Destination Report: Class of 2024

Visit [lehigh.edu/postgraduatesuccess](https://lehigh.edu/postgraduatesuccess)  
to learn more about student outcomes



# The Center for Career & Professional Development

The mission of Lehigh's Center for Career & Professional Development (CCPD) is to provide equitable career education and connections that support student success. We fulfill this mission with a focus on students and their unique needs. Utilizing a blended learning approach, we deliver career education through career coaching, learning labs, workshops, classroom presentations, online tools and high-impact experiential learning opportunities to enhance student development.

Our team is aligned with our five colleges to deliver customized career education and connections. We develop opportunities for students to connect with industry partners and alumni through mentorship, internships, on-campus and virtual interviews, career expos and more. CCPD uses a career learning cycle that helps students take charge of their career development and plan their futures.

## Career Learning Cycle

Our four-year learning cycle helps students take charge of their career development by thinking about and planning their futures.



**Explore** and participate in activities that will help you develop an understanding of how your strengths, skills, interests and values relate to your choice of a major and career.



**Try experiential opportunities** such as internships, capstone projects, research, international experiences, entrepreneurial experiences and community service.



**Build effective skills** and your personal brand, and develop the tools and strategies needed to secure an internship and full-time position.



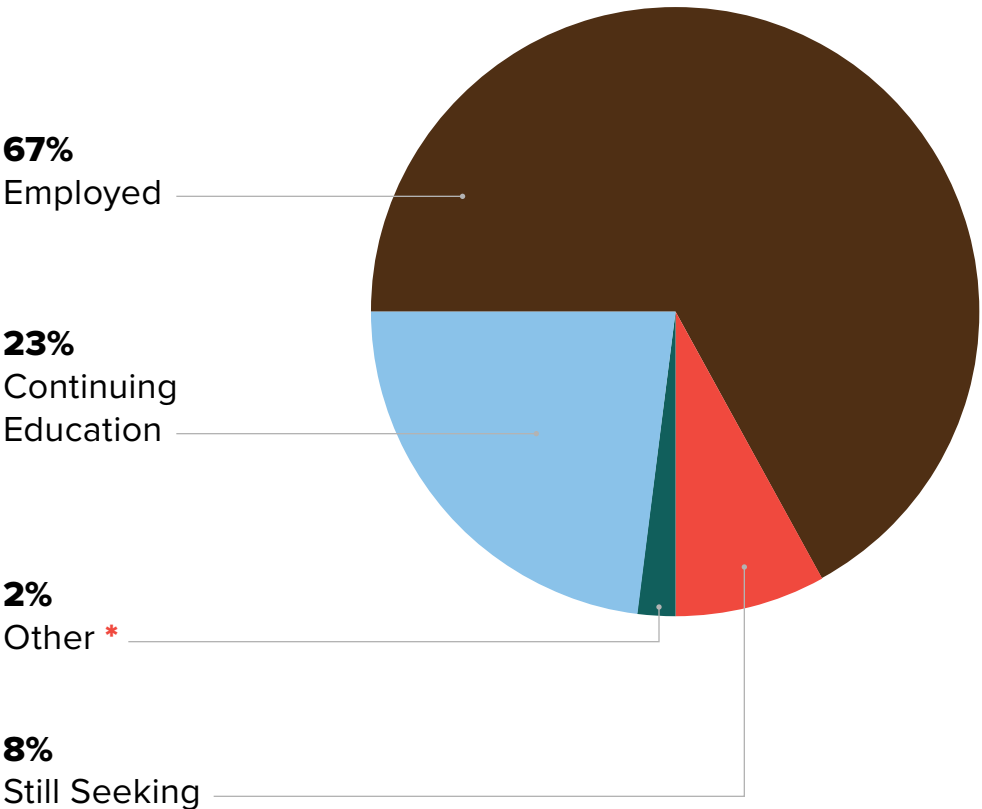
**Make connections**, seek information and advice about career paths, network and work with the CCPD team to develop a strategy.

# Undergraduate Outcomes Summary

Of the 1,307 bachelor’s degree recipients, verifiable outcomes data was obtained for 91% of the graduates. Outcomes data for the Class of 2024 includes students who received bachelor’s degrees between July 1, 2023, and June 30, 2024. In accordance with NACE standards, June 30, 2024, is the recognized graduation date.



of the Class of 2024 were employed, continuing education or pursuing military or volunteer service within six months of graduation



**Lori Kennedy**  
Senior Director of the  
Center for Career &  
Professional Development

“Our graduates become part of a network of 88,000 active and engaged alumni across the country and the world.”

*\* Includes volunteer service programs, military and non-employment by choice*

# At a Glance

STARTING SALARY

**\$74K** average  
starting salary

EMPLOYERS

**556** unique  
employers hired Lehigh  
students

RETURN ON INVESTMENT (ROI)  
REPORTS BY Payscale

**#12** College Salary  
Report ranking  
  
**#43** College ROI  
Report ranking

SALARY REPORTS BY Payscale

**\$873K** 20-year ROI

CAREER PREPARATION

**97%** of respondents  
reported that their  
experiences at Lehigh  
helped develop the skills  
to be successful in their  
careers

CAREER SATISFACTION

**91%** of respondents  
agree that their plans  
after graduation reflect  
their current career goals

KNOWLEDGE RATE

**91%** of the Class of  
2024's outcomes are  
represented in this report

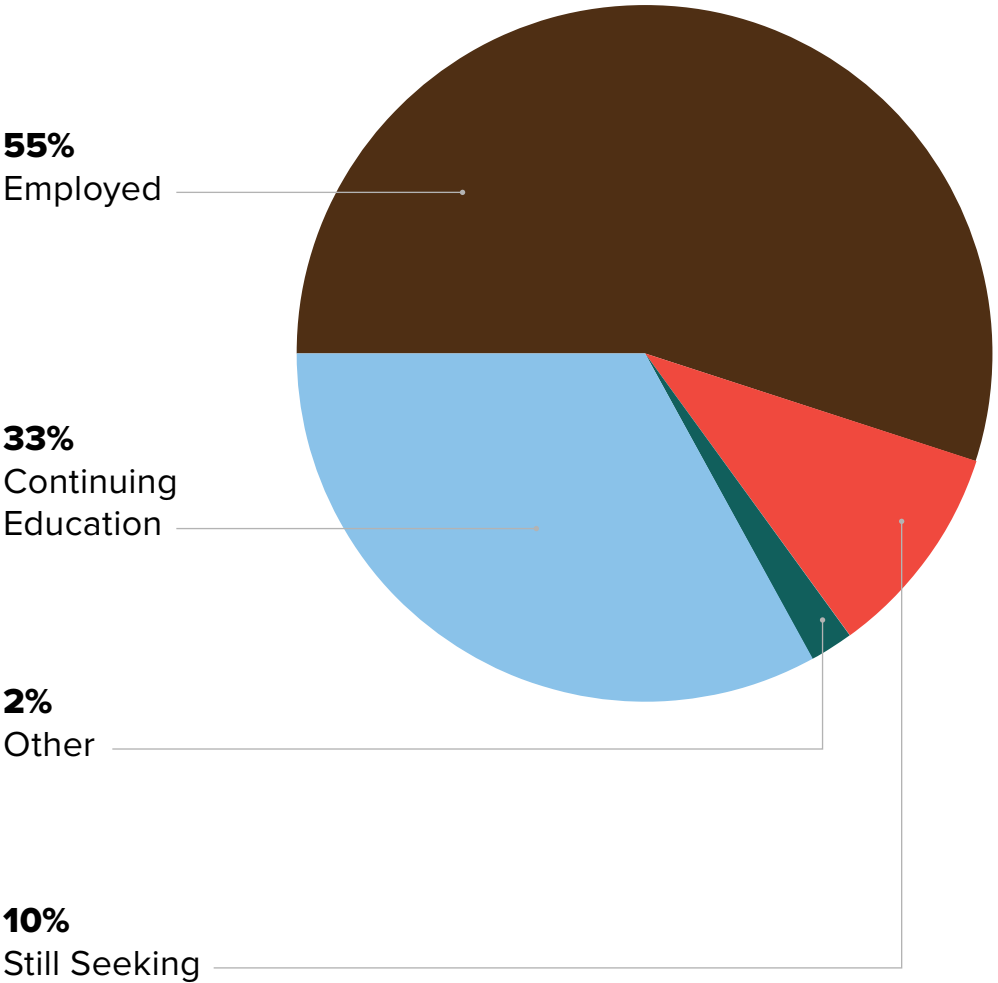
EXPERIENTIAL LEARNING

**91%** of our graduates  
completed one or  
more internships or an  
experiential learning  
opportunity

# College of Arts and Sciences



of the Class of 2024  
were employed,  
continuing education  
or pursuing military  
or volunteer service  
within six months of  
graduation



**Alex Mandia '24**  
Research Associate at Broad  
Institute of MIT and Harvard

“The best aspect of my job is that I am in a position where the work I do has the ability to impact and improve the lives of millions of people.”

EXPERIENTIAL LEARNING

**82%** of College of  
Arts and Sciences graduates  
completed one or more  
internships or an experiential  
learning opportunity



Sample Employers



Average Starting Salary **\$59,069**

Arts	N/A *
Humanities	\$50,413
Math & Natural Sciences	\$57,648
Social Sciences	\$58,518
Interdisciplinary Programs	\$67,909

Inter-college Interdisciplinary Programs

Integrated Degree in Engineering, Arts & Sciences (IDEAS)	\$74,472
--------------------------------------------------------------	----------

Top Industries

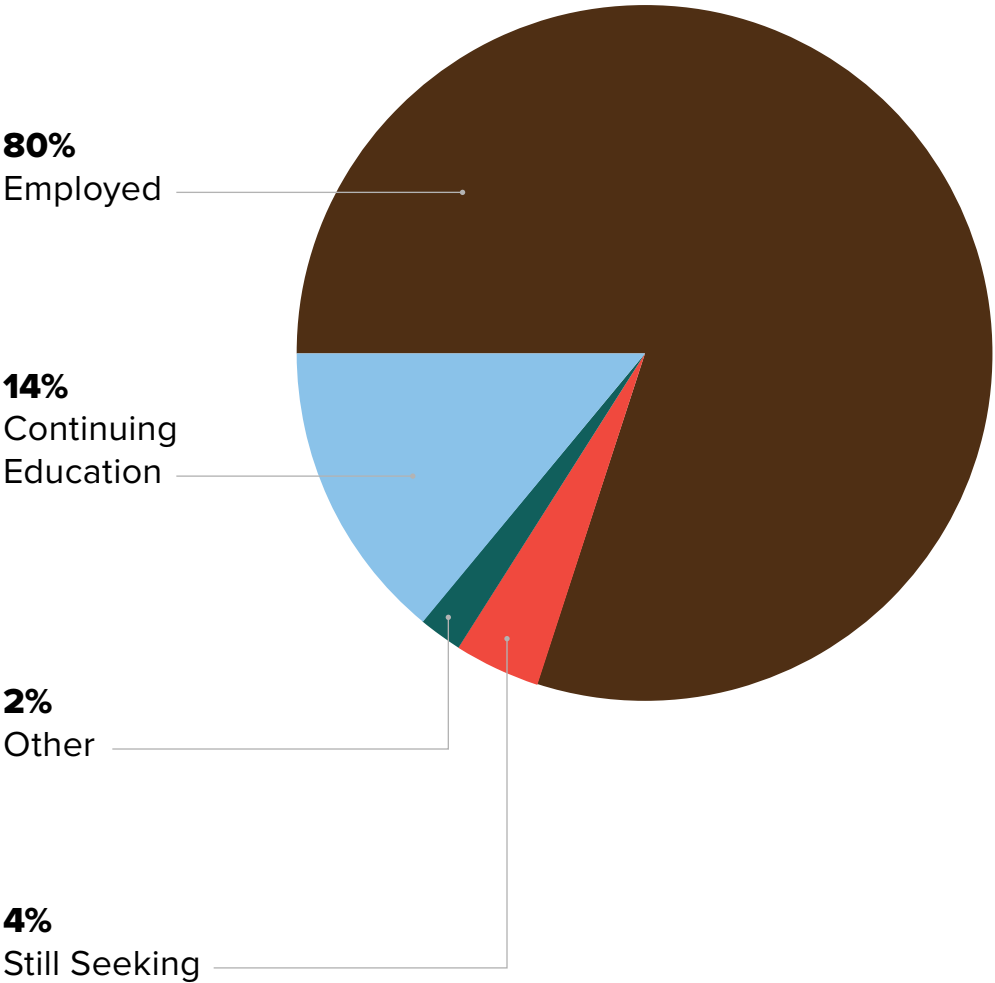
Healthcare	14%
Financial Services	11%
Education	7%
Research	7%
Nonprofit	5%
Apparel & Fashion	4%
Information Technology & Services	4%

\* Less than three salary data points reported

# College of Business



of the Class of 2024 were employed, continuing education or pursuing military or volunteer service within six months of graduation



**Madeline Dorish '24**  
Supply Chain Specialist  
Asset Manager at The Boeing Company

“My professors prepared me for my career, provided continuous support and informed me of new opportunities within my field of study.”

EXPERIENTIAL LEARNING

**94%** of College of Business graduates completed one or more internships or an experiential learning opportunity

Sample Employers



Average Starting Salary **\$78,359**

Accounting	<b>\$80,040</b>
Business Analytics	<b>\$68,644</b>
Business Information Systems	<b>\$72,333</b>
Economics	<b>\$74,667</b>
Finance	<b>\$77,483</b>
Management	<b>\$70,377</b>
Marketing	<b>\$65,186</b>
Supply Chain Management	<b>\$71,387</b>

Inter-college Interdisciplinary Programs

Computer Science & Business (CSB)	<b>\$94,545</b>
Integrated Business & Engineering (IBE)	<b>\$83,381</b>

Top Industries

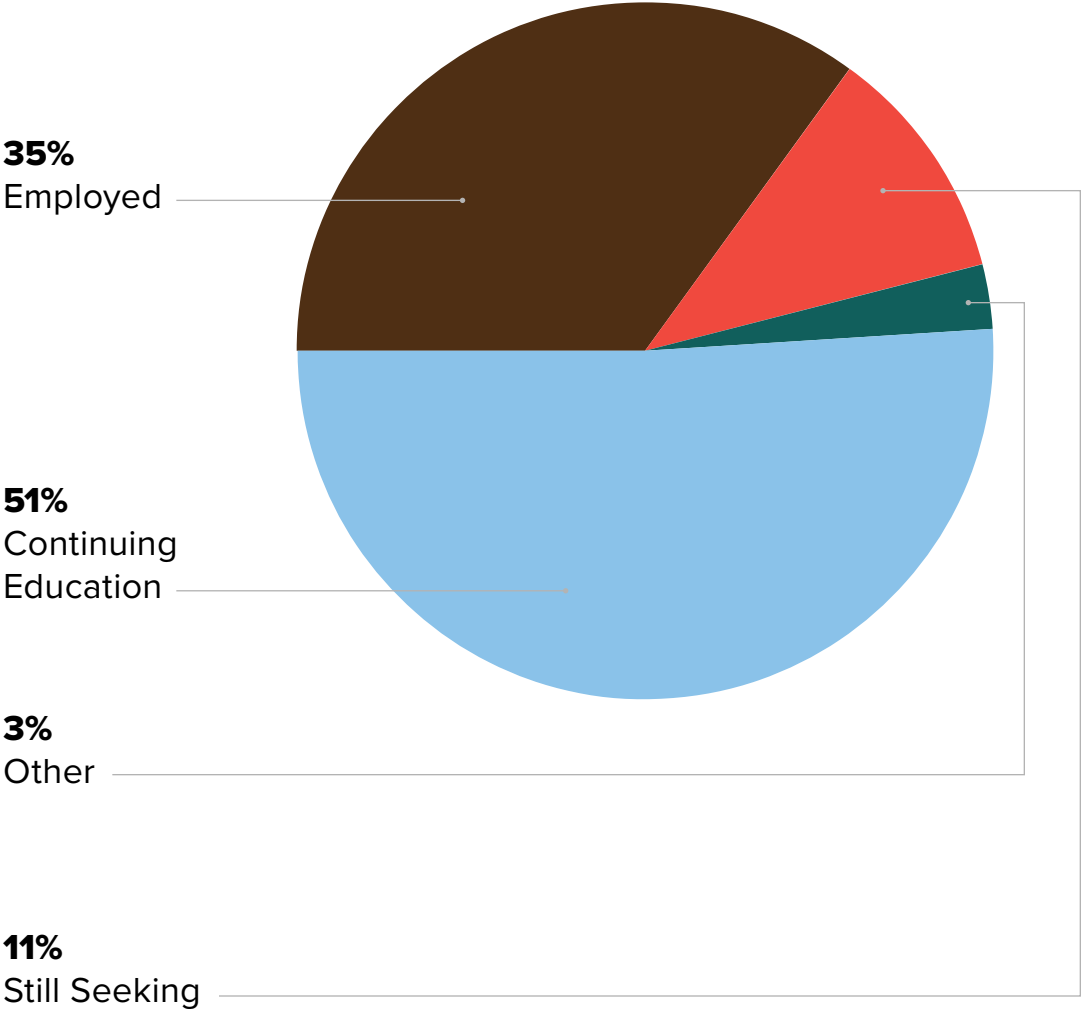
Financial Services	<b>27%</b>
Management Consulting	<b>15%</b>
Accounting	<b>9%</b>
Information Technology & Services	<b>4%</b>
Investment Banking	<b>4%</b>
Real Estate	<b>4%</b>
Software Development	<b>3%</b>



# College of Health



of the Class of 2024 were employed, continuing education or pursuing military or volunteer service within six months of graduation



**Miranda O'Mara '24**  
Finance and Operations  
Associate at Northwell Health

“The CCPD played a pivotal role in refining my professional identity ... they empowered me to showcase my credentials and skills, positioning me as a strong candidate in the job market.”

EXPERIENTIAL LEARNING

**92%** of College of Health graduates completed one or more internships or an experiential learning opportunity

Sample Employers



Top Industries

Healthcare	31%
Biotechnology	8%
Information Technology & Services	8%
Management Consulting	8%
Nonprofit	8%
Pharmaceuticals	8%

Sample Graduate School  
Matriculation

Columbia University
Johns Hopkins University
Temple University
University of South Carolina
University of Washington
Yale University

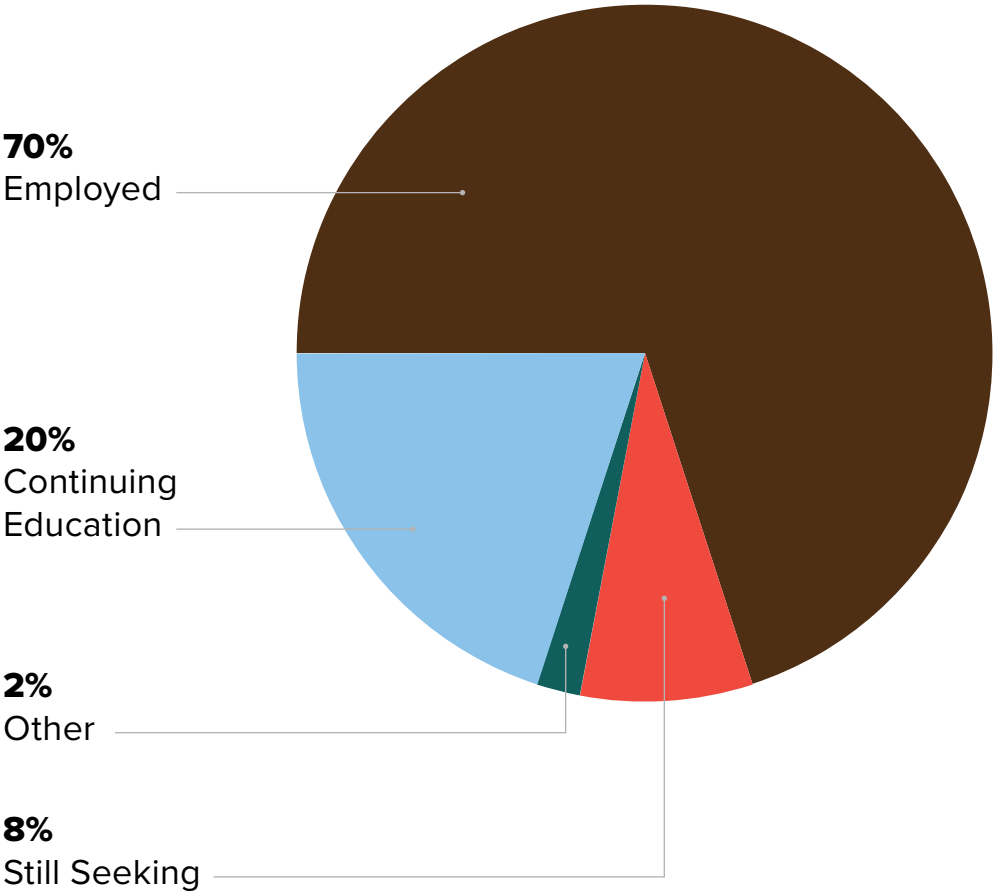
Average salaries are calculated based on three or more data points. Colleges and majors with less than three salaries in the data set will not be reported.

The College of Health graduated its first students in Spring 2023.

# P.C. Rossin College of Engineering and Applied Science



of the Class of 2024 were employed, continuing education or pursuing military or volunteer service within six months of graduation



**Zemichael Gebeyehu '24**  
Robotics Engineer at Apple

“Lehigh’s strong approach to experiential learning both in and out of the classroom has prepared me well for my engineering career.”

EXPERIENTIAL LEARNING

**99.7%** of Rossin graduates completed one or more internships or an experiential learning opportunity

Sample Employers



Average Starting Salary **\$80,612**

Bioengineering	<b>\$70,852</b>
Chemical Engineering	<b>\$79,342</b>
Civil Engineering	<b>\$64,479</b>
Computer Engineering	<b>\$93,000</b>
Computer Science	<b>\$80,154</b>
Electrical Engineering	<b>\$79,343</b>
Environmental Engineering	<b>\$74,500</b>
Industrial & Systems Engineering	<b>\$81,524</b>
Materials Science & Engineering	<b>N/A *</b>
Mechanical Engineering	<b>\$75,338</b>

Inter-college Interdisciplinary Programs

Computer Science & Business (CSB)	<b>\$94,545</b>
Integrated Business & Engineering (IBE)	<b>\$83,381</b>
Integrated Degree in Engineering, Arts & Sciences (IDEAS)	<b>\$74,472</b>

Top Industries

Financial Services	<b>9%</b>
Defense & Space	<b>8%</b>
Management Consulting	<b>8%</b>
Information Technology & Services	<b>7%</b>
Software Development	<b>7%</b>
Civil Engineering	<b>6%</b>
Chemicals	<b>5%</b>

\* Less than three salary data points reported

# Connect With Us

## Center for Career & Professional Development

(610) 758-3710 | [careercenter@lehigh.edu](mailto:careercenter@lehigh.edu)

[careercenter.lehigh.edu](https://careercenter.lehigh.edu)

## Office of Admissions

(610) 758-3100 | [admissions@lehigh.edu](mailto:admissions@lehigh.edu)

[lehigh.edu/admissions](https://lehigh.edu/admissions)

## Social Media

**Facebook:** [lehighadmissions](https://www.facebook.com/lehighadmissions)

**TikTok:** [lehighadmissions](https://www.tiktok.com/@lehighadmissions)

**YouTube:** [lehighuofficial](https://www.youtube.com/lehighuofficial)

**Instagram:** [lehighu](https://www.instagram.com/lehighu)

Visit [lehigh.edu/postgraduatesuccess](https://lehigh.edu/postgraduatesuccess) for more details about undergraduate student outcomes

