

First Destination Report *2017*



LEHIGH
UNIVERSITY

The Center for Career & Professional Development

Career Learning Cycle

The mission of Lehigh's Center for Career & Professional Development (CCPD) is to provide career education and connections that support student success. We fulfill this mission by actively developing opportunities for students to connect with employer partners and alumni through externships, internships, on-campus interviews, career expos and more. Our career coaching team is aligned with the three undergraduate colleges to deliver customized career education and connections.

The career learning cycle is a simple way to help you think about and plan your future. The CCPD uses a four-year learning cycle that helps students take charge of their career development.



EXPLORE: Ask big questions, and explore and participate in activities that will help you develop an understanding of how your strengths, skills, interests and values relate to your choice of a major and career.



DEVELOP SKILLS: Build effective skills and your personal brand, and develop the tools and strategies needed to secure an internship or full-time position.



GAIN EXPERIENCE: Try things through capstone projects, research, study abroad and leadership opportunities, as well as internships, externships or a co-op position.



BUILD CONNECTIONS AND NETWORK: Build connections and network, seek information and advice about career paths and work with the CCPD team to develop a strategy.

12,000+

interactions with
CCPD programs
and resources

6,906

attendees at
career education
events and
programs

2,468

one-on-one
career coaching
appointments

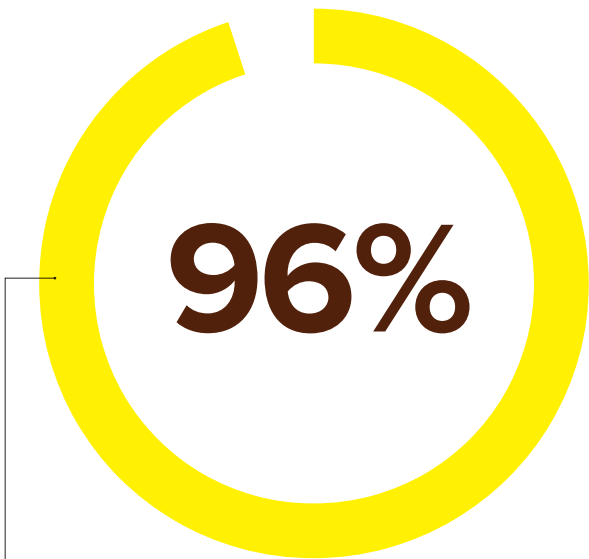
2,754

interviews with
employers on
campus

4,295

full-time positions
posted (and
1,011 co-ops and
internships)

Undergraduate Outcomes Summary



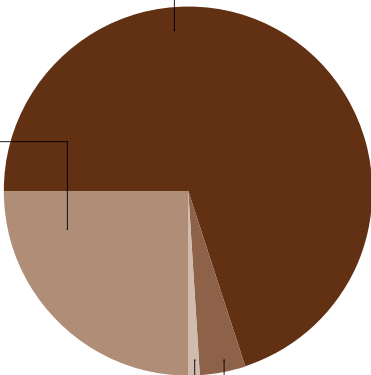
of the class of 2017
are employed or
attending graduate
school within 6
months of graduation

70%
Employed

25%
Graduate
School
includes Lehigh
President's
Scholars. Under
this program,
students who
graduate with
a GPA of 3.75
or higher may
qualify to take
a fifth year
of classes
tuition free

1%
Other
includes
volunteer service
programs,
military and
non-employment
by choice

4%
Still Seeking



\$61K

average starting salary



88%

of our students completed
one or more internships
or an experiential learning
opportunity



80K

graduates in
the Lehigh alumni
network



422

unique employers hired
Lehigh students

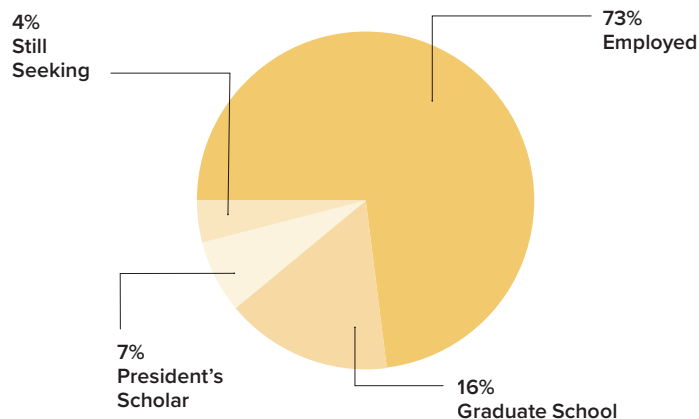
P.C. Rossin College of Engineering and Applied Science

3

Undergraduate Outcomes



are employed or attending graduate school within 6 months of graduation



Top Employers

Deloitte
EY
ExxonMobil
GE
Google
IBM

KPMG
Lockheed Martin
Lutron
Merck
Microsoft
Pratt & Whitney

PwC
Sanofi Pasteur
W. L. Gore

Average Starting Salaries

Bioengineering
\$59,607

Chemical Engineering
\$64,955

Civil Engineering
\$61,966

Computer Engineering
\$87,167

Computer Science (EN)
\$77,792

Electrical Engineering
\$73,946

Environmental Engineering
\$58,400

Industrial & Systems Engineering
\$64,471

Materials Science & Engineering
\$66,911

Mechanical Engineering
\$60,563

INTERCOLLEGIATE INTERDISCIPLINARY PROGRAMS:

Computer Science & Business (CSB)
\$79,850

Integrated Business & Engineering (IBE)
\$72,580

Integrated Degree in Engineering, Arts & Sciences (IDEAS)
\$65,167

Top Industries

Accounting
10%

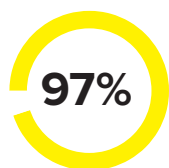
Financial Services
9%

Defense
9%

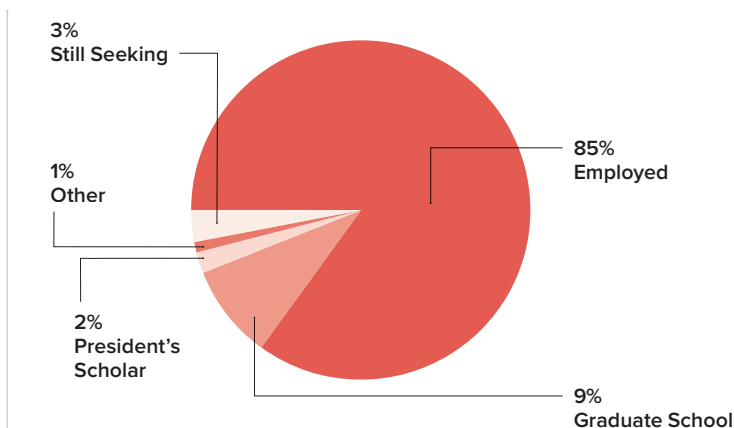
Management Consulting
7%

Engineering Services
6%

Undergraduate Outcomes



are employed
or attending
graduate
school within
6 months of
graduation



Top Employers

Amazon

Axtria

Bank of America

Merrill Lynch

BlackRock

CitiGroup

Cushman & Wakefield

Deloitte

EY

JPMorgan Chase

Johnson & Johnson

KPMG

Morgan Stanley

Prudential

PwC

Vitech Systems Group

Top Industries

Financial Services

28%

Accounting

24%

Management Consulting

7%

Technology

5%

Marketing/Advertising/PR

5%

Average Starting Salaries

Accounting

\$62,571

Business Information

Systems

\$60,628

Economics

\$64,100

Finance

\$63,341

Management

\$45,660

Marketing

\$48,318

Supply Chain Management

\$60,978

INTERCOLLEGIATE INTERDISCIPLINARY PROGRAMS:

Computer Science

& Business (CSB)

\$79,850

Integrated Business

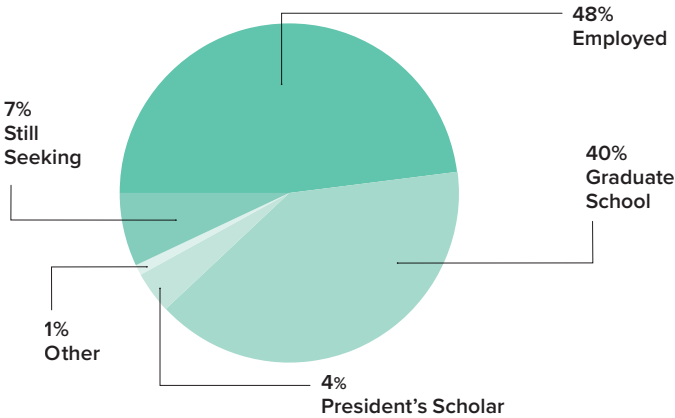
& Engineering (IBE)

\$72,580

Undergraduate Outcomes



are employed
or attending
graduate
school within
6 months of
graduation



Top Employers

Capital One
CBS
CitiGroup
Clean Water Action
IBM
Lutron

National Institutes
of Health
Nationwide Children's
Hospital
NYC Department of
Environmental Protection
PBS

People Magazine
Regeneron
Teach For America
United Nations Department
of Public Information
United States Department of
Defense

Top Industries

Education
8%

Healthcare/Hospitals
8%

Technology
7%

Media/Entertainment
7%

Environmental Services
5%

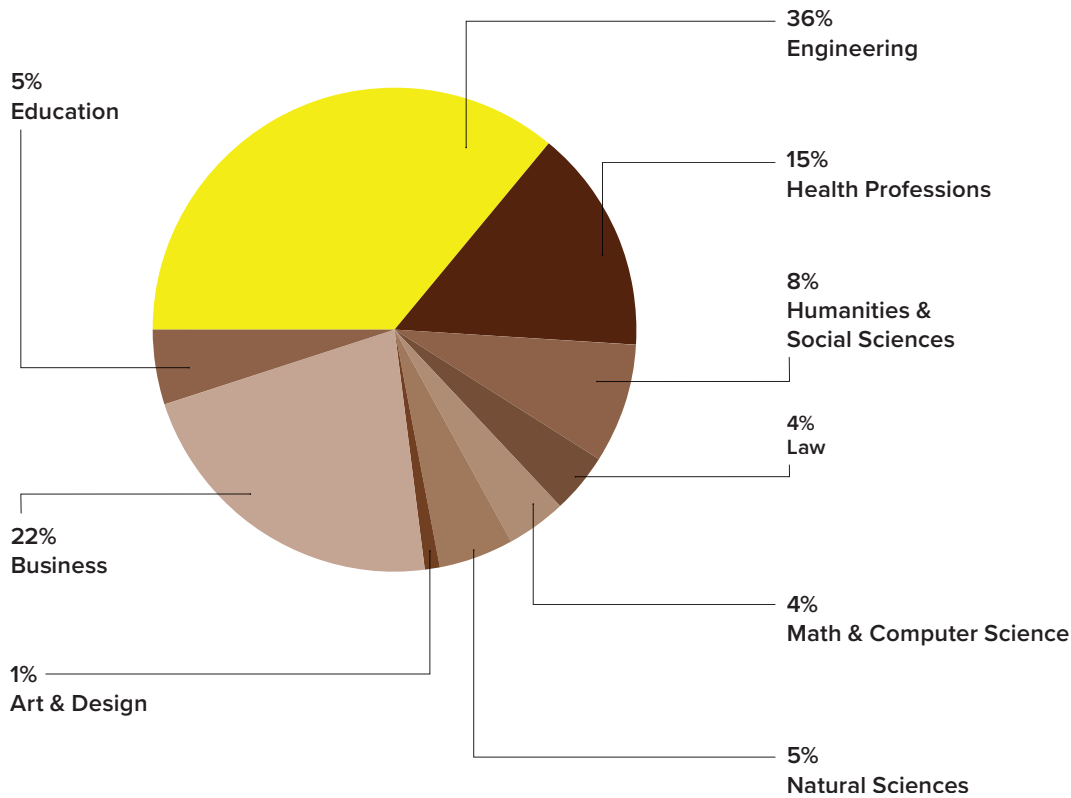
Average Starting Salaries

Arts & Humanities
\$41,931
Interdisciplinary Programs
\$43,800
Math & Natural Sciences
\$46,420
Social Sciences
\$43,439

INTERCOLLEGIATE
INTERDISCIPLINARY
PROGRAMS:

Integrated Degree
in Engineering, Arts
& Sciences (IDEAS)
\$65,167

Graduate and Professional Schools and Fields of Study



88%

of '17 Lehigh graduates who applied to allopathic medical schools* were accepted

*with 3.71 GPAs/ 84th percentile MCAT scores (which were the national averages)

93%

of Lehigh applicants received acceptances to law school on average in the last 3 years*

*the 3-year national average is 77%

Graduate Matriculation: Partial Listing

Albert Einstein College of Medicine
Boston University School of Medicine
Columbia University
Cornell University
Duke University
Georgetown University
George Washington University
Georgia Institute of Technology
Harvard School of Dental Medicine
Imperial College Business School
Johns Hopkins School of Medicine

Lewis Katz School of Medicine at Temple University
McGill University
New York University
Northwestern University
The Pennsylvania State University
Princeton University
Purdue University
Rutgers University
Seton Hall University School of Law
Sidney Kimmel Medical College at Thomas Jefferson University
Stanford University

Temple University Beasley School of Law
University of California Davis School of Veterinary Medicine
University of California, Berkeley
University of California, Los Angeles
University of Michigan
University of Nottingham
University of Pennsylvania Law School
University of Pennsylvania School of Dental Medicine

Of the 1,164 bachelor's degree recipients, verifiable data was obtained for 85% of the graduates. Outcome data for the class of 2017 includes students who received bachelor's degrees between July 1, 2016, and June 30, 2017.