

First Destination Report *2018*



LEHIGH
UNIVERSITY

The Center for Career & Professional Development

Career Learning Cycle

The mission of Lehigh's Center for Career & Professional Development is to provide career education and connections that support student success. We fulfill this mission with a focus on students and their unique needs. Utilizing a blended learning approach, we deliver career education through career coaching, learning labs, workshops, classroom presentations, online tools and high-impact experiential learning opportunities to enhance student development.

Our team is aligned with the undergraduate colleges to deliver customized career education and connections. We develop opportunities for students to connect with employer partners and alumni through externships, internships, on-campus interviews, career expos and more.

CCPD uses a four-year learning cycle that helps students take charge of their career development. Our career learning cycle is a simple way to help students think about and plan their futures.



EXPLORE

Ask big questions, and explore and participate in activities that will help you develop an understanding of how your strengths, skills, interests and values relate to your choice of a major and career.



DEVELOP SKILLS

Build effective skills and your personal brand, and develop the tools and strategies needed to secure an internship or full-time position.



GAIN EXPERIENCE

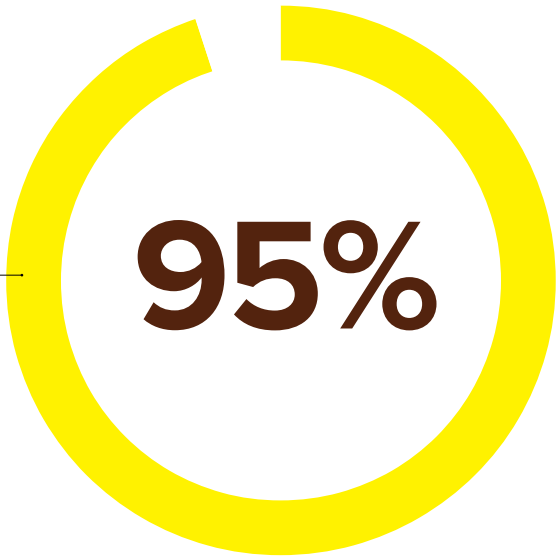
Try things through capstone projects, research, study abroad and leadership opportunities, as well as internships, externships or a co-op position.



BUILD CONNECTIONS AND NETWORK

Build connections and network, seek information and advice about career paths and work with the CCPD team to develop a strategy.

Undergraduate Outcomes Summary



of the class of 2018 are employed or attending graduate school within 6 months of graduation

72%
Employed

21%
Continuing Education

2%
Other
includes volunteer service programs, military and non-employment by choice

5%
Still Seeking



\$65K

average starting salary



89%

of our students completed one or more internships or an experiential learning opportunity



80K

graduates in the Lehigh alumni network



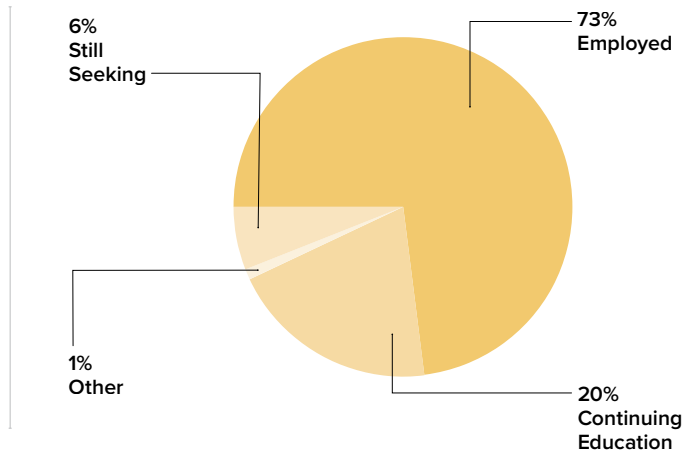
458

unique employers hired Lehigh students

Undergraduate Outcomes



94% are employed or attending graduate school within 6 months of graduation



Top Employers

Amazon
Cisco
Citi
ExxonMobil
EY
IBM

J.P. Morgan
Lockheed Martin
Merck
Pfizer
PwC

The Whiting-Turner Contracting Company
Turner Construction Company
Vitech Systems Group
W.L. Gore & Associates

Average Starting Salaries

Bioengineering
\$58,364
Chemical Engineering
\$70,638
Civil Engineering
\$64,932
Computer Engineering
\$71,355
Computer Science (EN)
\$87,077
Electrical Engineering
\$68,049
Environmental Engineering
\$62,750

Industrial & Systems Engineering
\$66,080
Materials Science & Engineering
\$56,500
Mechanical Engineering
\$67,700

INTERCOLLEGIATE INTERDISCIPLINARY PROGRAMS:

Computer Science & Business (CSB)
\$76,677
Integrated Business & Engineering (IBE)
\$74,585
Integrated Degree in Engineering, Arts & Sciences (IDEAS)
\$74,900

Top Industries

Financial Services
8%

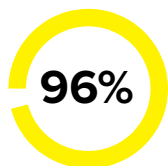
Defense and Space
7%

Construction
7%

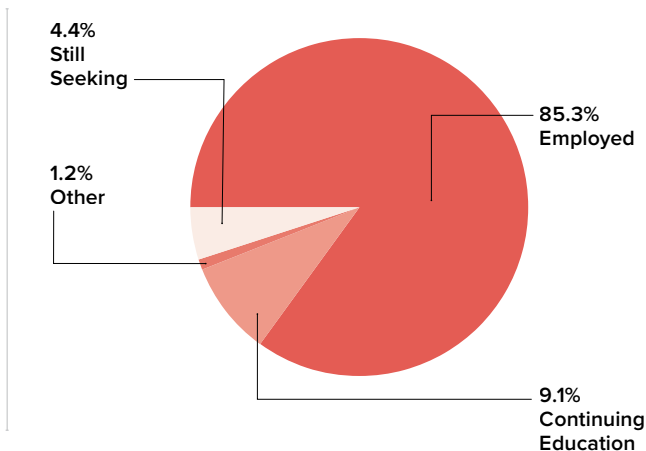
Information Technology
6%

Computer Software
6%

Undergraduate Outcomes



96% are employed or attending graduate school within 6 months of graduation



Top Employers

Accenture
ADP
Bank of America Merrill Lynch
Citi
Deloitte
EY

IBM
J.P. Morgan
Johnson & Johnson
KPMG
Morgan Stanley
PwC

Sanofi Pasteur
UBS
Vanguard
Vitech Systems Group

Top Industries

Financial Services
28%

Accounting
19%

Management Consulting
9%

Marketing and Advertising
6%

Information Technology
5%

Average Starting Salaries

Accounting
\$61,073

Business Information Systems
\$62,864

Economics
\$60,200

Finance
\$64,887

Management
\$60,958

Marketing
\$55,850

Supply Chain Management
\$61,823

INTERCOLLEGIATE INTERDISCIPLINARY PROGRAMS:

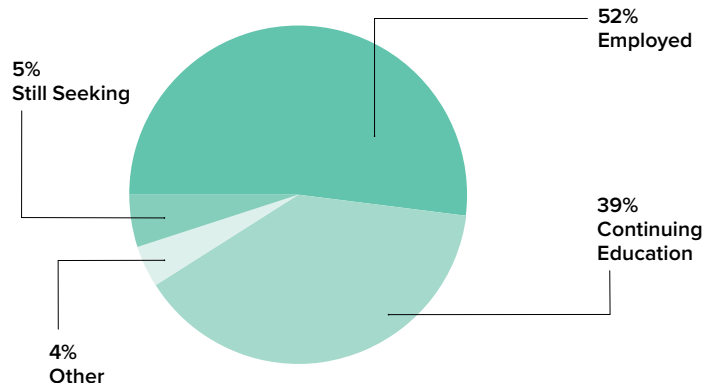
Computer Science & Business (CSB)
\$76,677

Integrated Business & Engineering (IBE)
\$74,585

Undergraduate Outcomes



95% are employed or attending graduate school within 6 months of graduation



Top Employers

Amazon
 BASF
 Beth Israel Deaconess Medical Center
 Herman Miller
 IBM

Lutron Electronics
 Memorial Sloan Kettering Cancer Center
 Newsweek Media Group
 Prudential
 Sanofi Pasteur

ScribeAmerica
 Teach For America
 Weill Cornell Medicine
 World Economic Forum
 Yelp

Top Industries

Healthcare
12%

Financial Services
7%

Research
5%

Internet
4%

Pharmaceuticals
4%

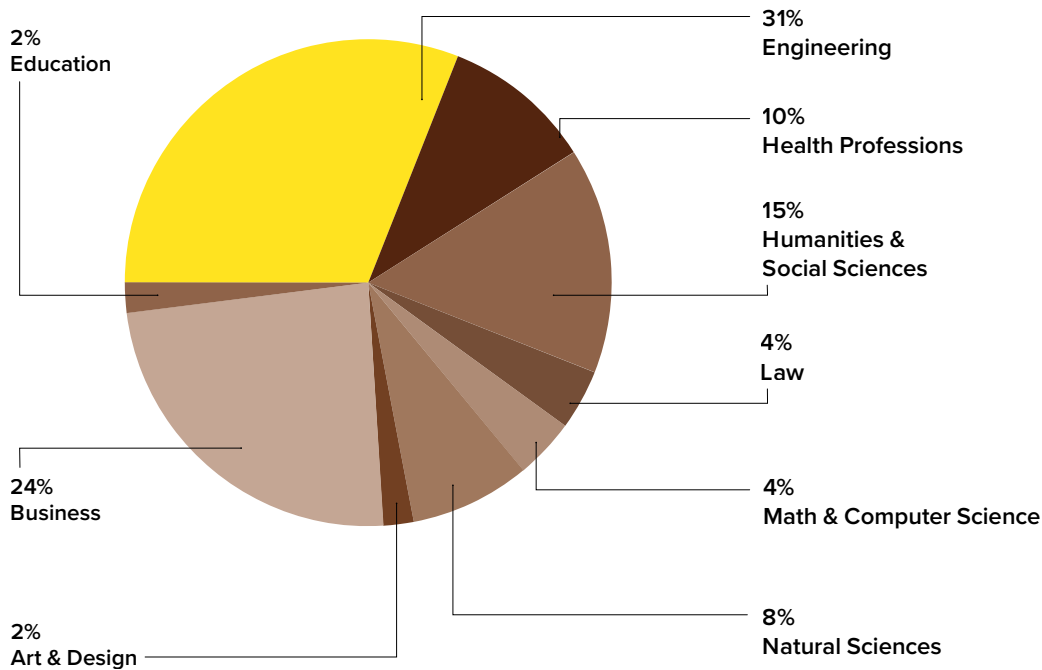
Average Starting Salaries

Arts & Humanities
\$53,990
 Math & Natural Sciences
\$48,848
 Social Sciences
\$55,442

INTERCOLLEGIATE INTERDISCIPLINARY PROGRAM:

Integrated Degree in Engineering, Arts & Sciences (IDEAS)
\$74,900

Graduate and Professional Schools and Fields of Study



91%

of '18 Lehigh graduates who applied to allopathic medical schools* were accepted

*with 3.72 GPAs/ 85th percentile MCAT scores (which were the national averages)

95%

of Lehigh applicants received acceptances to law school on average in the last 3 years*

*the 3-year national average is 76%

Graduate Matriculation: Partial Listing

Boston College
 Boston University
 Brown University
 California Institute of Technology
 Carnegie Mellon University
 Columbia University
 Cornell University
 Drexel University College of Medicine
 Duke University
 Emory University
 Geisinger Commonwealth School of Medicine
 George Washington University
 Georgia Institute of

Technology
 Harvard University
 Johns Hopkins University
 New York University
 Pennsylvania State University
 Philadelphia College of Osteopathic Medicine
 Princeton University
 Purdue University
 Rutgers New Jersey Medical School
 Stanford University
 Temple University
 Thomas Jefferson University - Sidney Kimmel Medical College

Tufts University
 University of California, Berkeley
 University of California, Davis
 University of Edinburgh
 University of Michigan
 University of Pennsylvania
 University of Virginia
 Yeshiva University - Cardozo School of Law

Of the 1,230 bachelor's degree recipients, verifiable data was obtained for 89% of the graduates. Outcome data for the class of 2018 includes students who received bachelor's degrees between July 1, 2017, and June 30, 2018.