

Lehigh University First Destination Report

Class of 2022



LEHIGH
UNIVERSITY

The Center for Career & Professional Development

The mission of Lehigh's Center for Career & Professional Development (CCPD) is to provide career education and connections that support student success. We fulfill this mission with a focus on students and their unique needs. Utilizing a blended learning approach, we deliver career education through career coaching, learning labs, workshops, classroom presentations, online tools and high-impact experiential learning opportunities to enhance student development.

Our team is aligned with the undergraduate colleges to deliver customized career education and connections. We develop opportunities for students to connect with industry partners and alumni through mentoring, internships, on-campus and virtual interviews, career expos and more.

Career Learning Cycle

CCPD uses a four-year learning cycle that helps students take charge of their career development. Our career learning cycle is a simple way to help students think about and plan their futures.



EXPLORE

Ask big questions, and explore and participate in activities that will help you develop an understanding of how your strengths, skills, interests and values relate to your choice of a major and career.



DEVELOP SKILLS

Build effective skills and your personal brand, and develop the tools and strategies needed to secure an internship and full-time position.



GAIN EXPERIENCE

Expand your skills and try experiential opportunities such as internships, capstone projects, research, international experiences, entrepreneurial experiences and community service.



BUILD CONNECTIONS AND NETWORK

Make connections, seek information and advice about career paths, network and work with the CCPD team to develop a strategy.

92%

of graduates agree that their plans after graduation reflect their current career goals

91%

of our graduates completed one or more internships or an experiential learning opportunity

BREAKDOWN BY COLLEGE:

83%

College of Arts and Sciences

92%

College of Business

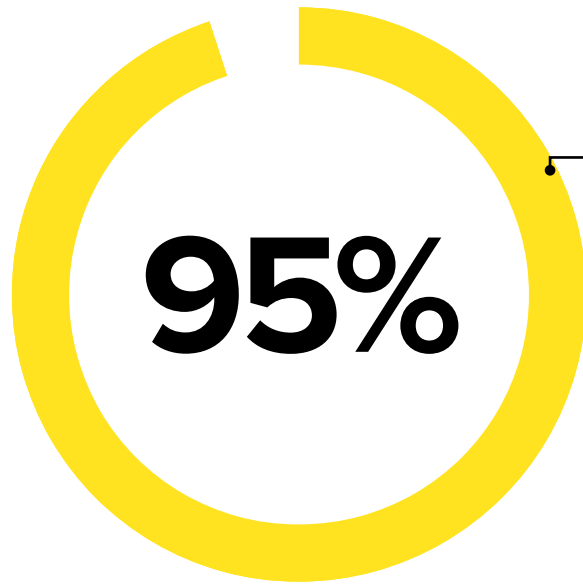
99%

P.C. Rossin College of Engineering and Applied Science

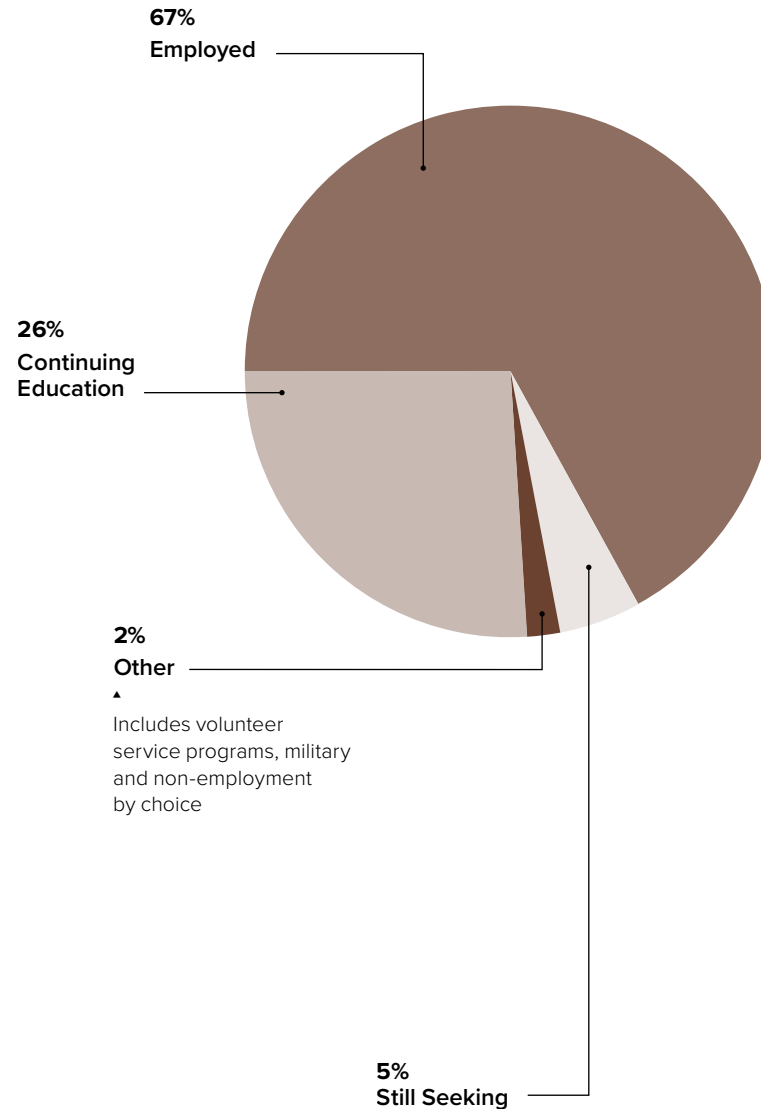
91%

of the Class of 2022's outcomes are represented in this report

Undergraduate Outcomes Summary



of the Class of 2022 were employed, continuing education or pursuing military or volunteer service within six months of graduation



\$75K
average starting salary

85K
graduates in the Lehigh alumni network

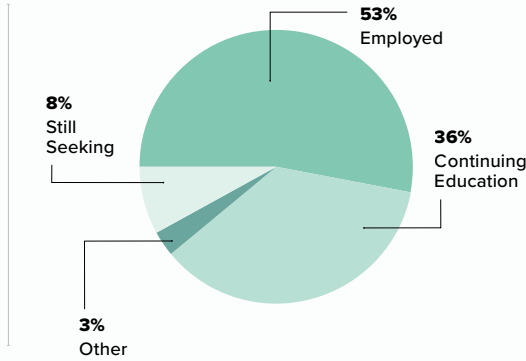
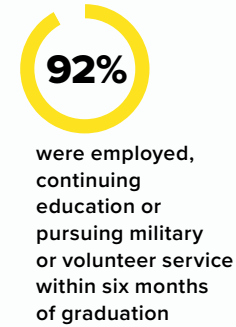
458
employers hired Lehigh graduates

▲ Including prominent tech companies like Adobe, Amazon, Epic, Google, Groupon, IBM, Meta (Facebook & Instagram), Microsoft, Nielsen, Salesforce and Samsung

20
of our top employers have committed to advance diversity and inclusion within the workplace through the CEO Action Pledge

College of Arts and Sciences

Undergraduate Outcomes



Top Employers

Children's Hospital of Philadelphia
Columbia University Irving Medical Center
Epic
GLG
Google

JLL
J.P. Morgan
Lincoln Financial Group
Lockheed Martin
Lutron
Morgan Stanley

The New York Times
OraSure Technologies
Posse Foundation
PwC
Roux
U.S. Army

Average Starting Salary: \$58,188

BY FIELD OF STUDY:

Arts
\$61,007
Humanities
\$39,936
Math & Natural Sciences
\$55,607
Social Sciences
\$60,997
Interdisciplinary Programs
\$57,383

INTERCOLLEGIATE INTERDISCIPLINARY PROGRAM:

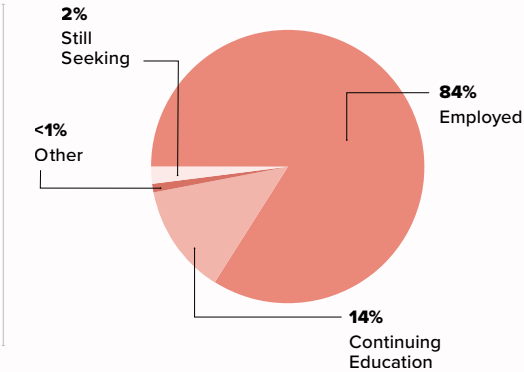
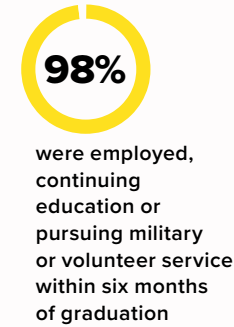
Integrated Degree in Engineering, Arts & Sciences (IDEAS)
\$64,910

Top Industries

Healthcare
11%
Financial Services
8%
Computer Software
6%
Research
6%
Information Technology & Services
5%
Biotechnology
4%
Apparel & Fashion
4%

College of Business

Undergraduate Outcomes



Top Employers

* Recognized on the DiversityInc Top 50 Companies

Accenture *
Amazon
Bank of America
Merrill Lynch
Bloomberg
Citi

Crowe
Deloitte
EY
IBM
Johnson & Johnson
J.P. Morgan

KPMG *
Lockheed Martin
Microsoft
Morgan Stanley
PwC
UBS

Average Starting Salary: \$80,792

BY FIELD OF STUDY:

Accounting
\$74,250
Business Information Systems
\$74,344
Economics
\$74,929
Finance
\$80,117
Management
\$72,500
Marketing
\$65,180
Supply Chain Management
\$66,050

INTERCOLLEGIATE INTERDISCIPLINARY PROGRAMS:

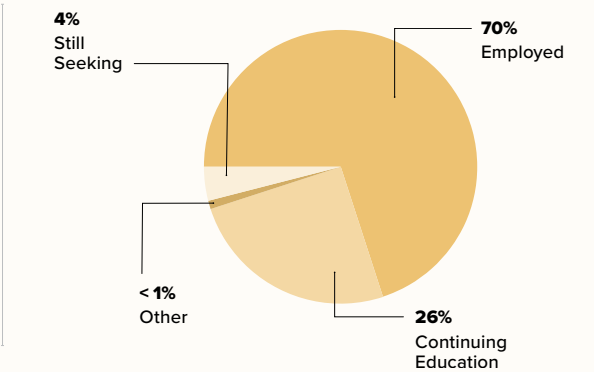
Computer Science & Business (CSB)
\$102,478
Integrated Business & Engineering (IBE)
\$82,535

Top Industries

Financial Services
25%
Accounting
19%
Management Consulting
13%
Computer Software
6%
Information Technology & Services
6%
Real Estate
3%
Banking
3%

P.C. Rossin College of Engineering and Applied Science

Undergraduate Outcomes



Top Employers

* Recognized on the DiversityInc Top 50 Companies

Air Products
Amazon
Crowe
Deloitte
Epic
EY
IBM

Johnson & Johnson
KPMG *
Langan Engineering and Environmental Services
Lockheed Martin
Lutron
Merck
Meta

Microsoft
Naval Nuclear Laboratory
PwC
Sanofi *
UBS
W. L. Gore & Associates

Average Starting Salary: \$82,256

BY FIELD OF STUDY:

Bioengineering
\$71,005
Chemical Engineering
\$75,601
Civil Engineering
\$65,991
Computer Engineering
\$89,625
Computer Science
\$94,036
Electrical Engineering
\$82,290
Environmental Engineering
\$53,700
Industrial & Systems Engineering
\$83,083

Materials Science & Engineering
\$63,000
Mechanical Engineering
\$75,014

INTERCOLLEGIATE INTERDISCIPLINARY PROGRAMS:

Computer Science & Business (CSB)
\$102,478
Integrated Business & Engineering (IBE)
\$82,535
Integrated Degree in Engineering, Arts & Sciences (IDEAS)
\$64,910

Top Industries

Computer Software
11%
Management Consulting
8%
Information Technology & Services
7%
Financial Services
6%
Accounting
6%
Civil Engineering
6%
Defense & Space
6%

Graduate School Matriculation: Partial Listing



Health

Cornell University
College of Veterinary Medicine
Drexel University College of Medicine
Lake Erie College of Osteopathic Medicine
Lewis Katz School
of Medicine at Temple University
Penn State College of Medicine
University of Pennsylvania
School of Dental Medicine



Law

Brooklyn Law School
Drexel University
Thomas R. Kline School of Law
Fordham University School of Law
The George Washington University
School of Law
Loyola University Chicago
School of Law
Samford University Cumberland
School of Law



Graduate Programs

Columbia University
Duke University
Johns Hopkins University
Massachusetts Institute of Technology
Northwestern University
Princeton University
Rice University
Tufts University
UCLA Anderson School of Management
University of Cambridge
University of Michigan
University of Notre Dame
University of Rochester
Washington University in St. Louis
Yale University

Of the 1,192 bachelor's degree recipients, verifiable data was obtained for 91% of the graduates.

Outcome data for the Class of 2022 includes students who received bachelor's degrees between July 1, 2021, and June 30, 2022.

In accordance with NACE standards, June 30, 2022, is the recognized graduation date.