

# First Destination Report

CAREER SERVICES

EXPLORING CHOICES  
MAKING DECISIONS

## CLASS OF 2014

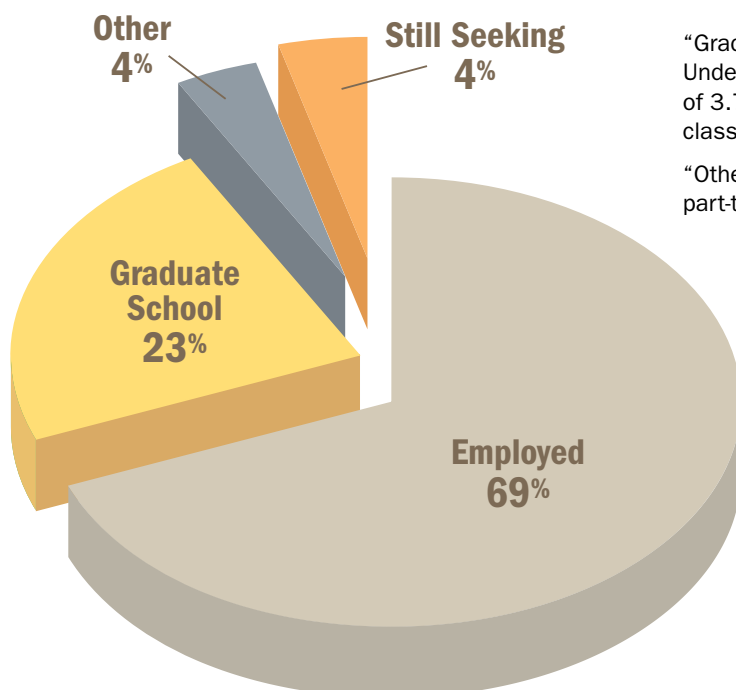
### Outstanding Outcomes Verify Graduate Success

The national prediction for the class of 2014 was that entry-level hiring was going to be strong, and at Lehigh, this was true. With a surge of determined graduates pursuing employment, 69% directly entered the job market after earning their degrees. Overall, 96% achieved career-related employment, entered graduate school, or landed other opportunities within their plan. These percentages were calculated from the impressive 91% knowledge rate of the graduating class.<sup>1</sup>

The success of Lehigh undergraduates is supported by a unique campus culture that participates in, and cares about, their career development as students. Career Services' ongoing partnerships with faculty, alumni, employers, and volunteers have enabled us to build relationships that directly influence the career journeys of our new alumni.

<sup>1</sup> Please see back cover for data mining details.

## UNDERGRADUATE OUTCOMES SUMMARY



“Graduate School” includes Lehigh President’s Scholars. Under this program, students who graduate with a GPA of 3.75 or higher may qualify to take a fifth year of classes tuition free.

“Other” includes volunteer, military, travel, temporary or part-time employment, and non-employment by choice.

# ON-CAMPUS INTERVIEWING, EMPLOYMENT LISTINGS, AND INTERNSHIPS



## GRADUATE MATRICULATION *(partial listing)*

- Boston College Law School
- Boston University
- Boston University School of Law
- Brown University
- Carnegie Mellon University
- Columbia University
- Columbia University College of Dental Medicine
- Cornell University
- Dartmouth College
- Georgetown University Law School
- Georgia Institute of Technology
- Harvard Medical School
- Jefferson Medical College
- Johns Hopkins University
- University of Maryland School of Law
- Massachusetts Institute of Technology
- New York University School of Law
- Northwestern University
- University of Pennsylvania
- University of Pennsylvania School of Medicine
- University of Pittsburgh School of Medicine
- Philadelphia College of Osteopathic Medicine
- Rice University
- Rutgers Biomedical and Health Sciences
- Temple University School of Dentistry
- Temple University School of Law
- Tufts University School of Medicine
- Tulane University School of Medicine
- University of Virginia School of Law
- Washington University in St. Louis
- William & Mary
- University of Wisconsin
- Yale University

**3,596**

FULL-TIME  
EMPLOYMENT  
LISTINGS<sup>1</sup>

**2,694**

INTERVIEWS

**1,156**

EMPLOYERS  
PROVIDING  
LISTINGS<sup>2</sup>

**1,132**

INTERNSHIPS  
AND CO-OP  
LISTINGS

**261**

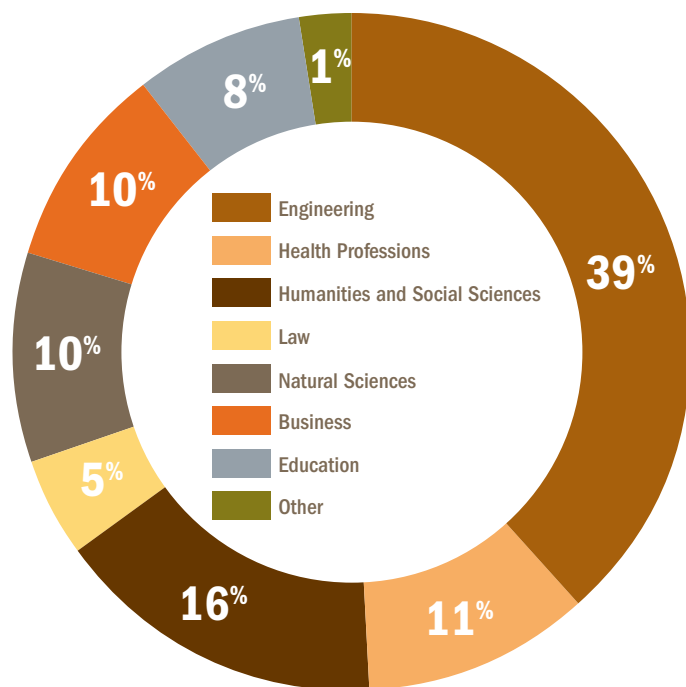
RECRUITING  
ORGANIZATIONS<sup>3</sup>

<sup>1</sup> On- and off-campus listings.

<sup>2</sup> Includes only employers who conducted interviews off campus.

<sup>3</sup> Includes only employers who conducted interviews on campus.

## GRADUATE & PROFESSIONAL SCHOOLS AND FIELDS OF STUDY



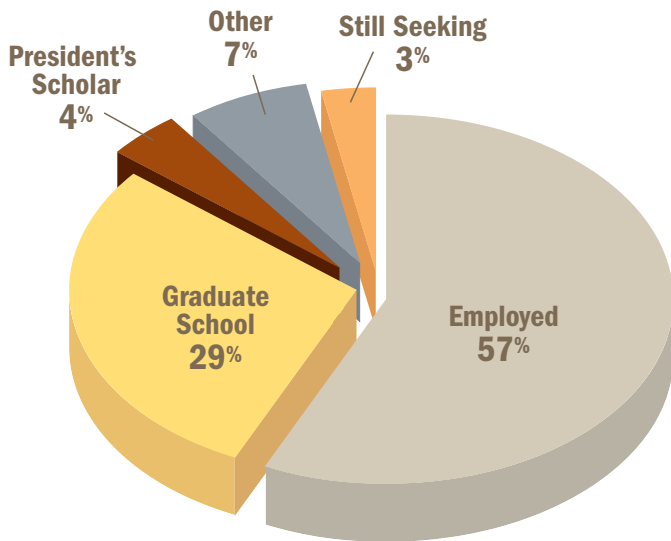
**23%** of the respondents from the Lehigh Class of 2014 chose to attend graduate or professional school. This 23% also includes Lehigh President's Scholars.

In 2014, **90%** of the Lehigh candidates who applied to allopathic (M.D.) medical schools with grade point averages (GPAs) of 3.69 or better and MCAT scores of 30 or above were accepted. (3.69 GPA/30 MCAT were the national averages of students accepted into medical schools.)

Approximately **87%** of Lehigh graduates who apply to law school are accepted to one or more schools, compared to the national average of 78%.

# COLLEGE OF ARTS AND SCIENCES

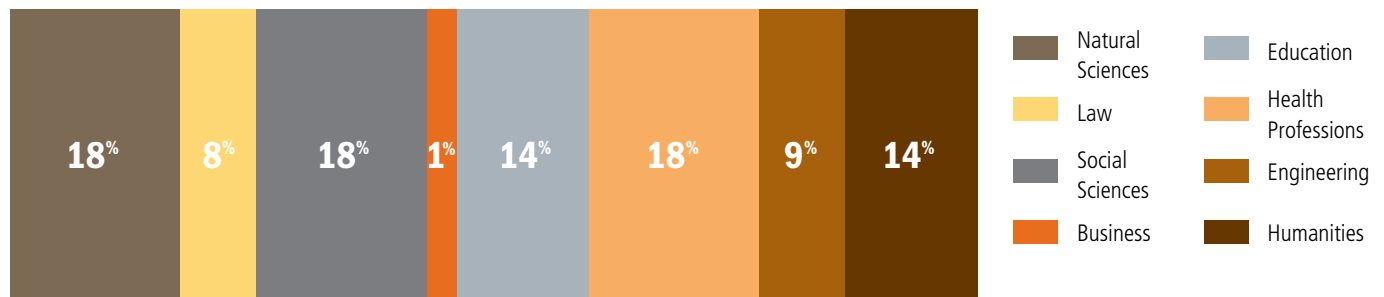
## UNDERGRADUATE OUTCOMES



## SALARY AVERAGES

Major/Industry	Mean Starting Salary	Salary Range
Humanities	\$52,750	\$40,000-68,000
Mathematics & Natural Sciences	\$48,643	\$25,000-61,000
Social Sciences	\$49,899	\$35,000-70,000

## GRADUATE AND PROFESSIONAL SCHOOL CHOICES



## TOP INDUSTRIES



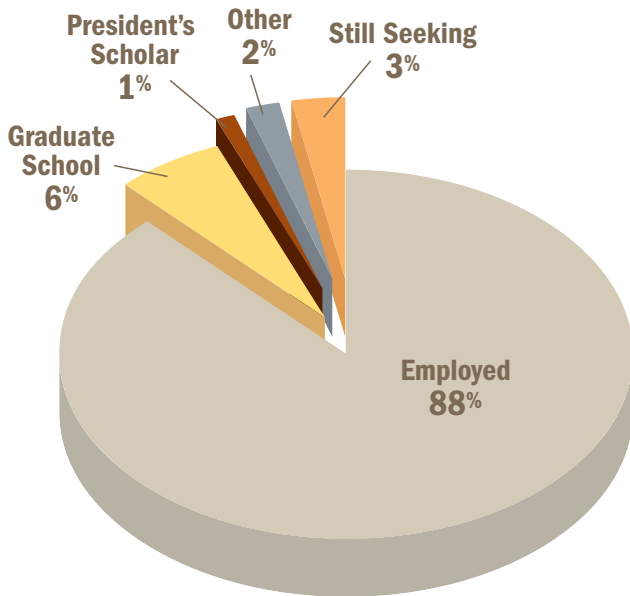
- Advertising/  
Public Relations
- Communication Services
- Education
- Financial Services
- Healthcare
- Information Technology

## TOP 10 EMPLOYERS



- Access Intelligence
- Computer Aid, Inc.
- Ernst & Young
- Group M
- IBM Corporation
- JPMorgan Chase & Co.
- Ogilvy & Mather
- Ralph Lauren Corporation
- Roux Associates Inc.
- Teach for America

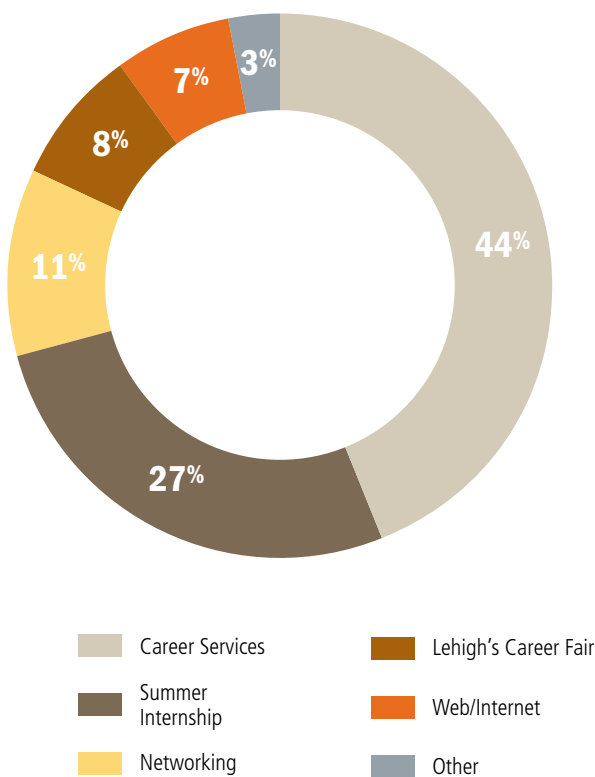
UNDERGRADUATE OUTCOMES



SALARY AVERAGES

Major/Industry	Mean Starting Salary	Salary Range
Accounting	\$55,273	\$52,000-57,000
Business Information Systems	\$60,200	\$53,500-65,000
Computer Science & Business	\$81,750	\$54,000-100,000
Economics	\$55,143	\$35,000-68,000
Finance	\$60,203	\$40,000-80,000
Marketing	\$47,000	\$30,000-68,000
Supply Chain Management	\$62,250	\$50,000-68,000

HOW POSITIONS WERE FOUND



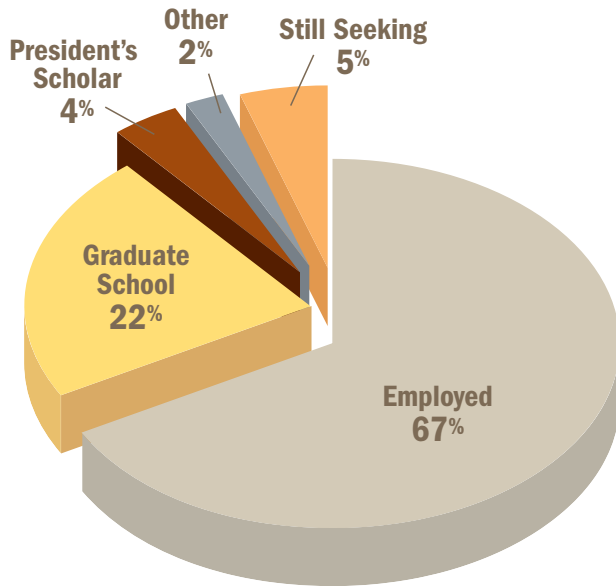
TOP INDUSTRIES 

- Accounting
- Advertising/  
Public Relations
- Banking
- Consulting
- Financial Services
- Information Technology

TOP 10 EMPLOYERS 

- Accenture
- Ernst & Young
- Grant Thornton
- IBM Corporation
- JPMorgan Chase & Co.
- KPMG
- Morgan Stanley
- PricewaterhouseCoopers
- Prudential Financial, Inc.
- Ross Stores, Inc.

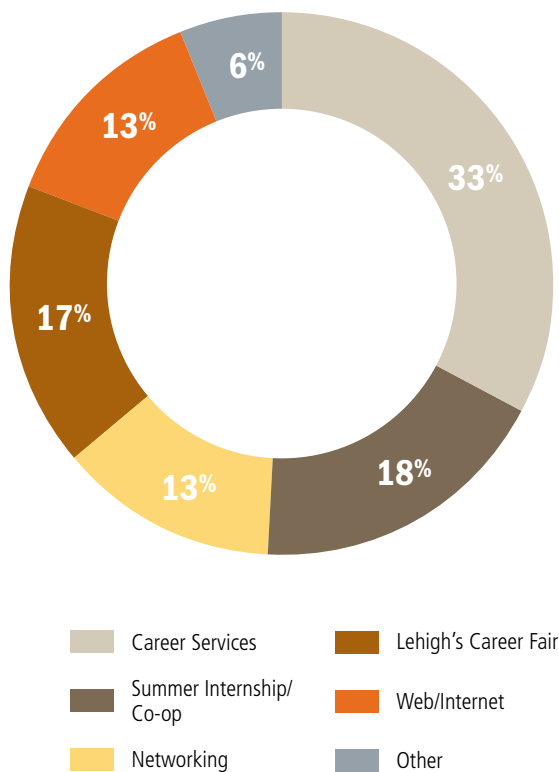
## UNDERGRADUATE OUTCOMES



## SALARY AVERAGES

Major/Industry	Mean Starting Salary	Salary Range
Bioengineering	\$54,806	\$45,000-63,000
Chemical Engineering	\$63,100	\$45,000-75,000
Civil/Environmental Engineering	\$62,472	\$42,000-120,000
Computer Engineering	\$69,000	\$64,000-74,000
Computer Science	\$70,262	\$45,000-102,000
Electrical Engineering	\$65,660	\$50,000-75,000
Industrial Engineering	\$62,868	\$52,000-73,000
Information Systems & Engineering	\$64,333	\$57,000-71,000
Materials Science & Engineering	\$62,375	\$50,000-68,000
Mechanical Engineering	\$59,890	\$45,000-70,000

## HOW POSITIONS WERE FOUND



### TOP INDUSTRIES

- Chemicals, Drugs & Allied Products
- Consulting
- Electrical/Electronic Equipment
- Engineering/Surveying
- Information Technology
- Manufacturing

### TOP 10 EMPLOYERS

- Epic Systems Corporation
- ExxonMobil
- General Electric
- IBM Corporation
- Kiewit Corporation
- Linde Group
- Lockheed Martin Corporation
- PricewaterhouseCoopers
- TE Connectivity
- W. L. Gore & Associates, Inc.

# CLASS OF 2014 TOP EMPLOYERS

Rank 2014	Employer	Hired in 2014*	Total Hired in 2004-14
<b>1</b>	Ernst & Young	29	237
<b>2</b>	PricewaterhouseCoopers	24	231
<b>3</b>	IBM Corporation	20	146
<b>4</b>	KPMG, LLP	13	203
<b>5</b>	JPMorgan Chase & Co.	12	93
<b>6</b>	Epic Systems Corporation	9	18
	Lehigh University	9	46
<b>7</b>	Linde Group	6	22
	TE Connectivity	6	18
<b>8</b>	Lockheed Martin Corporation	5	74
	Morgan Stanley	5	33
	Prudential Financial, Inc.	5	25
<b>9</b>	Air Products and Chemicals, Inc.	4	38
	ExxonMobil Corporation	4	37
	Grant Thornton	4	25
	Ross Stores, Inc.	4	8
<b>10</b>	Accenture	3	50
	AgustaWestland	3	3
	Bank of America Merrill Lynch	3	27
	FM Global	3	4
	General Electric	3	16
	Kiewit Corporation	3	25
	Sanofi Pasteur	3	12
	SEI Investments	3	16
	Teach for America, Inc.	3	32
	W. L. Gore & Associates, Inc.	3	27

Undergraduate student outcome data for the Lehigh University Class of 2014 includes those students who received bachelor's degrees between January and December 2014. Career Services collected the data included in this report during this time period.

Of the 1,112 bachelor degree recipients, verifiable post-graduation career activities were obtained for 91% of the graduates. This data was acquired directly from graduates, employers, university staff members, parents, and LinkedIn profiles. The percentage, or knowledge rate, of similar data collected by other universities nationwide is 60-65%.



## CAREER SERVICES

Rauch Business Center, Ste. 484  
 621 Taylor St., Bethlehem, PA 18015-3117  
 610-758-3710  
[www.lehigh.edu/careerservices](http://www.lehigh.edu/careerservices)  
[careerservices@lehigh.edu](mailto:careerservices@lehigh.edu)

\* Chart represents full-time hires of undergraduate students.